



EDELSTAHL / STAINLESS STEEL
VERBINDUNGSTECHNIK
FLUID CONNECTORS








尚府貿易股份有限公司
<https://www.sunflexhose.com.tw/>

Schlaucharmaturen ohne Ausreißsicherung Hose Couplings without Wire Trap Area




SCHLAUCHARMATUREN OHNE AUSREISSSICHERUNG HOSE COUPLINGS WITHOUT WIRE TRAP AREA

Produktgruppen	Product-Groups	Seite / Page	
Hinweise & Tabellen	Working Pressure & Product Overview		
Hinweise zu den Nenndrücken der Armaturen	Working Pressure for Hose Fittings	2.5	
Übersichtstabelle Fassungen und Schläuche	Product Overview of Ferrules and Hoses	2.6	
Übersichtstabelle Fassungen und Schläuche	Product Overview of Ferrules and Hoses	2.7	
Pressfassungen	Ferrules		
PF-PTFE	PF-PTFE	2.8	
PF-W-PTFE	PF-W-PTFE	2.9	
PF-R7	PF-R7	2.10	
P1	P1	2.11	
P9	P9	2.12	
P3	P3	2.13	
P2	P2	2.14	
P8	P8	2.15	
P5	P5	2.16	
24° - Dichtkegel mit O-Ring	24° - Cone with O-Ring		
Leichte Reihe - Gerade	Light Series - Straight	2.17	
Schwere Reihe - Gerade	Heavy Series - Straight	2.18	
Leichte Reihe - 90°-Bogen	Light Series - 90°-Elbow	2.19	
Schwere Reihe - 90°-Bogen	Heavy Series - 90°-Elbow	2.20	
Leichte Reihe - 45°-Bogen	Light Series - 45°-Elbow	2.21	
Schwere Reihe - 45°-Bogen	Heavy Series - 45°-Elbow	2.22	
24° - Konus - Außengewinde	24° - Male - Cone		
24°-Konus - Metrisch - Leichte Reihe	24° - Cone - Metric - Light Series	2.23	
24°-Konus - Metrisch - Schwere Reihe	24°-Cone - Metric - Heavy Series	2.24	
Universal - Dichtkegel	Universal - Cone - Insert		
Leichte Reihe - Gerade	Light Series - Straight	2.25	
Leichte Reihe - 90°-Bogen	Light Series - 90°-Elbow	2.26	
Leichte Reihe - 45°-Bogen	Light Series - 45°-Elbow	2.27	
60° - Dichtkegel	60° - Cone		
BSP - 60° - Gerade	BSP - 60° - Straight	2.28	
BSP - 60° - 90°-Bogen	BSP - 60° - 90°-Elbow	2.29	
BSP - 60° - 45°-Bogen	BSP - 60° - 45°-Elbow	2.30	





SCHLAUCHARMATUREN OHNE AUSREISSSICHERUNG HOSE COUPLINGS WITHOUT WIRE TRAP AREA

Produktgruppen	Product-Groups	Seite / Page	
60° - Dichtkegel mit O-Ring	60° - Cone with O-Ring		
BSP - 60° - Gerade	BSP - 60° - Straight	2.31	
BSP - 60° - 90°- Bogen	BSP - 60° - 90°-Elbow	2.32	
BSP - 60° - 45°- Bogen	BSP - 60° - 45°-Elbow	2.33	
60° - Konus - Außengewinde	60° - Male - Cone		
60° - Konus - BSP	60° - Cone - BSP	2.34	
37° - (JIC) - Dichtkonus	37° - (JIC) - Cone		
Gerade	Female - Straight	2.35	
90°- Bogen	Female - 90°- Elbow	2.36	
45°- Bogen	Female - 45°- Elbow	2.37	
Gerade - Sechskant	Female - Straight - Hexagon	2.38	
37° - (JIC) - Kegel	37°-(JIC) - Male - Cone		
Außengewinde	Male	2.39	
BSP - Flachdichtende - Armaturen	BSP - Flat - Face		
BSP - Gerade	BSP - Straight	2.40	
BSP - 90°- Bogen	BSP - 90°- Elbow	2.41	
BSP - 45°- Bogen	BSP - 45°- Elbow	2.42	
BSP - Flachdichtend - Außengewinde	BSP - Flat - Face - Male		
Flachdichtend BSP	Flat sealing BSP	2.43	
ORFS - Flachdichtende - Armaturen	ORFS - Flat - Face		
ORFS - Gerade	ORFS - Straight	2.44	
ORFS - 90° - Bogen	ORFS - 90° - Elbow	2.45	
ORFS - 45° - Bogen	ORFS - 45° - Elbow	2.46	
ORFS - Flachdichtend - Außengewinde	ORFS - Flat - Face - Male		
ORFS - Außengewinde	ORFS - Male	2.47	

SCHLAUCHARMATUREN OHNE AUSREISSSICHERUNG HOSE COUPLINGS WITHOUT WIRE TRAP AREA

Produktgruppen	Product-Groups	Seite / Page	
SAE - Flansch - Armaturen	SAE - Flanges		
Gerade	Straight	2.48	
90° - Bogen	90° - Elbow	2.49	
45° - Bogen	45° - Elbow	2.50	
SAE - Vollflansch	SAE - Flange - Clamp		
SAE - Vollflansch	SAE - Flange - Clamp	2.51	
SAE - Flanschhälften	SAE - Split - Flange - Halves		
SAE - Flanschhälften	SAE - Split - Flange - Halves	2.52	
Metrische - Schrauben	Metric - Screws		
Metrische - Schrauben	Metric - screws	2.53	
Rohrstutzen	Stand - Pipe - Connectors		
Leichte Reihe - Gerade	Light - Series - Straight	2.54	
Schwere Reihe - Gerade	Heavy - Series - Straight	2.55	
Zöllig - Gerade	Inch - Tube - Straight	2.56	
90° - Bogen	90° - Elbow	2.57	
45° - Bogen	45° - Elbow	2.58	
Rohrstutzen für Doppel-Klemmring - Verschraubungen	Stand - Pipe - Connectors for Twin Ferrule - Couplings		
Rohrstutzen für Doppel-Klemmring-Verschraubungen	Pipe Connectors for Twin Ferrule Couplings	2.59	
Außengewinde - Armaturen	Male - Inserts		
Kegelig - BSPT	Tapered - BSPT	2.60	
Kegelig - NPT	Tapered - NPT	2.61	
Doppelschlauch - Armaturen	Hose - Menders		
Doppelschlauch - Armaturen	Hose - Menders	2.62	
Steck - O - Armaturen	Quick - Disconnect - O - Inserts		
Steck - O - Armaturen	Quick - Disconnect - O - Inserts	2.63	

SCHLAUCHARMATUREN OHNE AUSREISSSICHERUNG HOSE COUPLINGS WITHOUT WIRE TRAP AREA

Produktgruppen	Product-Groups	Seite / Page	
Waschgeräte - Armaturen Waschgeräte - Armaturen	Waterwash - Inserts Waterwash - Inserts	2.64	
Ring - Armaturen Ring - Armaturen	Banjos - Inserts Banjos - Inserts	2.65	
Ringstutzen Ringstutzen	Capillary - Banjos Capillary - Banjos	2.66	
Hohlschrauben Hohlschrauben	Banjo - Bolts Banjo - Bolts	2.67	
Push - Lock - Armaturen Dichtkegel mit O-Ring - Leichte Reihe - Gerade Universal-Dichtkegel - Leichte Reihe - Gerade Rohrstutzen - Leichte Reihe - Gerade Dichtkegel - BSP - 60° - Gerade Aussengewinde-Nippel - Leichte Reihe - Metrisch - 24°-Konus Aussengewinde-Nippel - BSP - 60°-Konus - AGN Aussengewinde-Nippel - BSP - 60°-Konus - AGR	Push - Lock - Inserts Tapered Nipples with O-ring - Light Series - Straight Universal Tapered Nipples - Light Series - Straight Pipe Connectors - Light Series - Straight Tapered Nipples - BSP - 60° - Straight Male Nipples - Light Series - Metric - 24°-Cone Male Nipples - BSP - 60°-Cone - AGN Male Nipples - BSP - 60°-Cone - AGR	2.68 2.69 2.70 2.71 2.72 2.73 2.74	



Bitte beachten Sie die maximal zulässigen Betriebsdrücke der Anschlussarmaturen gemäß den zugehörigen Normen:

- DIN 20066
- DIN 7641
- DIN 7642
- SAE 514
- SAE J 518
- SAE J 1453
- BS 5200-ISO WD 8434-6

Auf jeden Fall überschreiten die PH Armaturen aufgrund der Robustheit und der hohen Qualität generell die o.g. Spezifikationen.

Der Nenndruck der Schlauchleitung, komplett mit allen Komponenten, einschließlich Verschraubungen und Adapter, muss jeweils vom schwächsten Bestandteil definiert werden.

Please note the maximum allowed Working Pressures for Hose Fitting Connections according to their International Standards as described in:

- DIN 20066
- DIN 7641
- DIN 7642
- SAE 514
- SAE J 518
- SAE J 1453
- BS 5200-ISO WD 8434-6

Anyway the robustness and high quality of the PH hose couplings generally exceed the mentioned performance.

The pressure rating of the hose assembly, complete of all the components, including fittings and adapters, must be defined based on the rate of the weakest component.

Beschreibung Description	Normen Standards	Max. Betriebsdruck in bar (PN) Max. Working Pressure in bar (PN)											
		Zoll / inch											
		3/16"	1/4"	5/16"	3/8"	1/2"	5/8"	3/4"	1"	1 1/4"	1 1/2"	2"	
		Dash											
		03	04	05	06	08	10	12	16	20	24	32	
DN													
5	6	8	10	12	16	19	25	31	38	51			
Außengewinde - BSP Zyl. + Keg. Male Nipples - BSP + Taper	AGR + AGRk	BS 5200 - ISO WD8434-6	350	630	550	550	430	350	350	280	250	210	210
Dichtkopf BSP - O-Ring Tapered Nipples with O-ring	DKOR	BS 5200 - ISO WD8434-6							350	280	250	210	210
Dichtkopf - BSP Tapered Nipples - BSP	DKR + DRF	BS 5200 - ISO WD8434-6	500	630	550	550	430	350	350	280	160	125	80
Universaldichtkopf Universal Tapered Nipples	DKL	DIN 20066	250	250	250	250	250	160					
Dichtkopf metrisch 60° Universal Tapered Nipples	DKLL	DIN 20066							63	63	63	63	40
Außengewinde metrisch 24° Metric-Male Nipples 24°	CEL	DIN 20066	415	500	500	400	400	400	280	250	250	250	
Dichtkopf metrisch 24° Tapered Nipples with O-ring	DKOL	DIN 20066	415	500	500	400	400	400	280	250	250	250	
Außengewinde metrisch 24° Metric-Male Nipples 24°	CES	DIN 20066	630	630	630	630	630	450	420	420	420	420	
Dichtkopf metrisch 24° Tapered Nipples with O-ring	DKOS	DIN 20066	630	630	630	630	630	450	420	420	420	420	
Ringstutzen Banjos	RGN	DIN 7641 + 7642	300	300	300	300	300	250	250	250			
Außengewinde JIC-37° JIC-37°-Male Nipples	AGJ	SAE 514	410	410	350	350	350	350	350	280	210	160	160
Dichtkopf JIC-37° JIC-37°-Female Nipples	DKJ	SAE 514	410	410	350	350	350	350	350	280	210	160	160
Außengewinde NPT Male Nipples NPT	AGN	SAE 514	630	630	630	630	630	350	630	400	400	400	315
ORFS Außengewinde-Nippel ORFS Male Nipples	MORFS	SAE J 1453	420	460	460	460	420	420	420	350	275	210	
Dichtkopf ORFS - Gerade ORFS-Nipples - Straight	FORFS - Gerade FORFS - Straight	SAE J 1453	420	460	460	460	420	420	420	350	275	210	
Dichtkopf ORFS - Bogen ORFS-Nipples - Elbow	FORFS - Bogen FORFS - Elbow	SAE J 1453	420	460	460	460	420	420	420	350	275	210	
SAE-Flanschnippel SAE-Flanged Nipples	SFL 3000 P.S.I.	SAE J 518 / ISO 6162-1					350		350	350	280	210	210
SAE-Flanschnippel SAE-Flanged Nipples	SFS 6000 P.S.I.	SAE J 518 / ISO 6162-2					420		420	420	420	420	420
Steck-O-Nippel Quick-Disconnect O-Nipples	STN	DIN 20043		640		530	500		450	400	300	145	130
Waschgeräte-Nippel Waterwash-Nipples	DKO-KÄ		500	500	500	500							

ÜBERSICHTSTABELLE FASSUNGEN UND SCHLÄUCHE

PRODUCT OVERVIEW OF FERRULES AND HOSES



EDELSTAHL / STAINLESS STEEL
VERBINDUNGSTECHNIK
FLUID CONNECTORS

In der Übersichtstabelle finden Sie die richtige Fassung zu Ihrem Schlauch.
skive = schälen
non skive = nicht schälen

Here you will find the correct ferrule to your hose.
skive = schälen
non skive = nicht schälen

Schlauch-Typ Hose-Type			2 TE - EN 854	3 TE - EN 854	1 ST - EN 853	2 ST - EN 853	1 SN - EN 853 SAE 100 R1AT	2 SN - EN 853 SAE 100 R2AT
DN	Größe Size dash	Zoll / inch	Fassung-Typ Ferrule-Type	Fassung-Typ Ferrule-Type	Fassung-Typ Ferrule-Type	Fassung-Typ Ferrule-Type	Fassung-Typ Ferrule-Type	Fassung-Typ Ferrule-Type
05	03	3/16"					P1 non skive	P2 non skive
06	04	1/4"	P1 non skive	P2 non skive	P1 skive	P3 skive	P1 / P5 non skive P1 skive	P2 / P5 non skive P3 skive
08	05	5/16"	P1 non skive	P2 non skive	P1 skive	P3 skive	P1 / P5 non skive P1 skive	P2 / P5 non skive P3 skive
10	06	3/8"	P1 non skive	P2 non skive	P1 skive	P3 skive	P1 / P5 non skive P1 skive	P2 / P5 non skive P3 skive
12	08	1/2"	P1 non skive	P2 non skive	P1 skive	P3 skive	P1 / P5 non skive P1 skive	P2 / P5 non skive P3 skive
16	10	5/8"	P1 non skive	P2 non skive	P1 skive	P3 skive	P1 / P5 non skive P1 skive	P2 / P5 non skive P3 skive
19	12	3/4"	P1 non skive	P2 non skive	P1 skive	P3 skive	P1 / P5 non skive P1 skive	P2 / P5 non skive P3 skive
25	16	1"	P1 non skive	P2 non skive	P1 skive	P3 skive	P1 / P5 non skive P1 skive	P2 / P5 non skive P3 skive
31	20	1 1/4"		P2 non skive	P1 skive	P3 skive	P1 non skive skive	P8 non skive P3 skive
38	24	1 1/2"		P2 non skive	P1 skive	P3 skive	P1 non skive skive	P8 non skive P3 skive
51	32	2"		P2 non skive	P1 skive	P3 skive	P1 non skive skive	P8 non skive P3 skive
60	38	2 3/8"		P2 non skive				P8 non skive
63	40	2 1/2"						
76	48	3"						P8 non skive
80				P2 non skive				



In der Übersichtstabelle finden Sie die richtige Fassung zu Ihrem Schlauch.
skive = schälen
non skive = nicht schälen

Here you will find the correct ferrule to your hose.
skive = schälen
non skive = nicht schälen

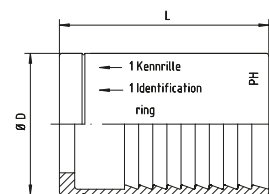
1 SC - EN 857	2 SC - EN 857	4 SP - EN 856	4 SH - EN 856	R13 - EN 856	SAE 100 R15	R7 - EN 855 R8 - EN 855	PTFE - glatt PTFE - flat	PTFE - Well PTFE - Convoluted
Fassung-Typ Ferrule-Type	Fassung-Typ Ferrule-Type	Fassung-Typ Ferrule-Type	Fassung-Typ Ferrule-Type Interlock	Fassung-Typ Ferrule-Type Interlock	Fassung-Typ Ferrule-Type Interlock	Fassung-Typ Ferrule-Type	Fassung-Typ Ferrule-Type	Fassung-Typ Ferrule-Type
						PF-R7 non skive	PF-PTFE	
P9 / PF-R7 non skive	P1 / P5 non skive P1 skive	P3Sp4-DN 06				PF-R7 non skive	PF-PTFE	PF-W-PTFE
P9 / PF-R7 non skive	P1 / P5 non skive P1 skive					PF-R7 non skive	PF-PTFE	PF-W-PTFE
P9 / PF-R7 non skive	P1 / P5 non skive P1 skive	P3 skive				PF-R7 non skive	PF-PTFE	PF-W-PTFE
P9 / PF-R7 non skive	P1 / P5 non skive P1 skive	P3 skive				PF-R7 non skive	PF-PTFE	PF-W-PTFE
P9 / PF-R7 non skive	P1 / P5 non skive P1 skive	P3 skive				PF-R7 non skive	PF-PTFE	PF-W-PTFE
P9 / PF-R7 non skive	P1 / P5 non skive P1 skive	P3 skive	P4-I internal+ external skive	P6-I internal+ external skive	P7-I internal+ external skive	PF-R7 non skive	PF-PTFE	PF-W-PTFE
P9 / PF-R7 non skive	P1 / P5 non skive P1 skive	P3 skive	P4-I internal+ external skive	P6-I internal+ external skive	P7-I internal+ external skive	PF-R7 non skive	PF-PTFE	PF-W-PTFE
P9 non skive	P8 non skive	P3 skive	P4-I internal+ external skive	P6-I internal+ external skive	P7-I internal+ external skive			PF-W-PTFE
P9 non skive	P8 non skive	P3 skive	P4-I internal+ external skive	P6-I internal+ external skive	P7-I internal+ external skive			
P9 non skive	P8 non skive	P3Sp4-DN 51	P4-I internal+ external skive	P6-I internal+ external skive				
	P8 non skive							
	P8 non skive							

PF-PTFE

Für Schlauchtyp:
PTFE-Schlauch, dicke Seele, mit 1 Klöppellage
Zu verwenden für Armaturen Rubrik 2.17-2.64

PF-PTFE

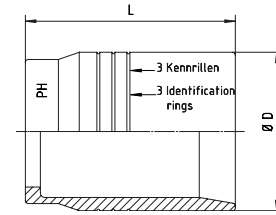
For Hose Type:
PTFE-Hose, heavy wall, with 1 braid
To use for Hose Inserts Category 2.17-2.64



Schlauch Hose	DN Bore	Ca. Maße Approx. Dimensions		Bemerkungen Notes	Bestellzeichen Order-Code	Brutto-Preis Gross-Price
DN	in.	D	L			Euro (€)
05	3/16"	12,0	24,5		PF-PTFE-DN 05	
06	1/4"	14,0	33,0		PF-PTFE-DN 06	
08	5/16"	17,0	33,0		PF-PTFE-DN 08	
10	3/8"	19,0	33,0		PF-PTFE-DN 10	
12	1/2"	23,0	35,0		PF-PTFE-DN 12	
16	5/8"	27,0	38,0		PF-PTFE-DN 16	
19	3/4"	30,0	44,0		PF-PTFE-DN 19	
25	1"	37,0	50,0		PF-PTFE-DN 25	

PF-W-PTFE
Für Schlauchtyp:
PT3W - PTFE-Wellschlauch, mit 1 Klöppellage
Zu verwenden für Armaturen Rubrik 2.17-2.64

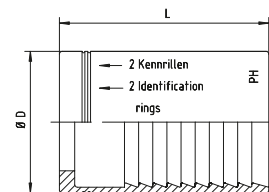
PF-W-PTFE
For Hose Type:
PT3W - PTFE-Convuluted-Hose, with 1 braid
To use for Hose Inserts Category 2.17-2.64



Schlauch Hose	DN Bore	Ca. Maße Approx. Dimensions		Bemerkungen Notes	Bestellzeichen Order-Code	Brutto-Preis Gross-Price
DN	in.	D	L			Euro (€)
06	1/4"	18,0	33,0		PF-W-PTFE-DN 06	
08	5/16"	20,0	33,0		PF-W-PTFE-DN 08	
10	3/8"	23,5	33,0		PF-W-PTFE-DN 10	
12	1/2"	26,3	35,0		PF-W-PTFE-DN 12	
16	5/8"	30,0	38,0		PF-W-PTFE-DN 16	
19	3/4"	34,3	44,0		PF-W-PTFE-DN 19	
25	1"	40,6	50,0		PF-W-PTFE-DN 25	
31	1 1/4"	51,0	66,0		PF-W-PTFE-DN 31	

PF-R7 - nicht schälen
Für Schlauchtyp:
R7 - DIN EN 855
R8 - DIN EN 855
1SC - DIN EN 857 DN 06 - DN 25
Zu verwenden für Armaturen Rubrik 2.17-2.64

PF-R7 - non skive
For Hose Type:
R7 - DIN EN 855
R8 - DIN EN 855
1SC - DIN EN 857 DN 06 - DN 25
To use for Hose Inserts Category 2.17-2.64



Schlauch Hose	DN Bore	Ca. Maße Approx. Dimensions		Bemerkungen Notes	Bestellzeichen Order-Code	Brutto-Preis Gross-Price
DN	in.	D	L			Euro (€)
05	3/16"	14,0	26,5		PF-R7-DN 05	
06	1/4"	18,0	34,5		PF-R7-DN 06	
08	5/16"	19,0	34,5		PF-R7-DN 08	
10	3/8"	22,0	35,0		PF-R7-DN 10	
12	1/2"	25,0	37,0		PF-R7-DN 12	
16	5/8"	30,0	40,0		PF-R7-DN 16	
19	3/4"	33,0	45,0		PF-R7-DN 19	
25	1"	40,0	50,0		PF-R7-DN 25	

P1

Für Schlauchtyp:

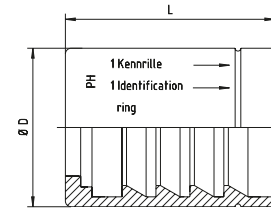
2 TE - DIN - EN 854 - DN 1 SN - DIN 853 + SAE 100

R1AT / 1 ST - DIN - EN 853 + SAE 100 R 1 A

1 SC - DIN - EN 857 - DN 16 - 19 - 25 / 2 SC -

Compact - DIN - EN 857

Zu verwenden für Armaturen Rubrik 2.17-2.64



P1

For Hose Type:

2 TE - DIN - EN 854 - DN 1 SN - DIN 853 + SAE 100

R1AT / 1 ST - DIN - EN 853 + SAE 100 R 1 A

1 SC - DIN - EN 857 - DN 16 - 19 - 25 / 2 SC -

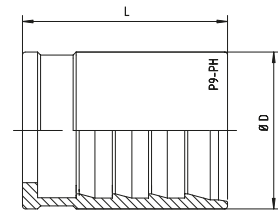
Compact - DIN - EN 857

To use for Hose Inserts Category 2.17-2.64

Schlauch Hose	DN Bore	Ca. Maße Approx. Dimensions		Bemerkungen Notes	Bestellzeichen Order-Code	Brutto-Preis Gross-Price
DN	in.	D	L			Euro (€)
05	3/16"	21,0	23,0	nur für 1 SN / only for 1 SN	P1-DN 05	
06	1/4"	20,0	34,5		P1-DN 06	
08	5/16"	22,0	34,5		P1-DN 08	
10	3/8"	25,0	35,0		P1-DN 10	
12	1/2"	28,0	37,0		P1-DN 12	
16	5/8"	32,0	40,0		P1-DN 16	
19	3/4"	36,0	45,0		P1-DN 19	
25	1"	45,0	50,0		P1-DN 25	
31	1 1/4"	55,0	70,0		P1-DN 31	
38	1 1/2"	60,0	70,0		P1-DN 38	
51	2"	76,0	80,0		P1-DN 51	

P9 - nicht schälen
Für Schlauchtyp:
1 SC - DIN - EN 857
Zu verwenden für Armaturen Rubrik 2.17-2.64

P9 - non skive
For Hose Type:
1 SC - DIN - EN 857
To use for Hose Inserts Category 2.17-2.64



Schlauch Hose	DN Bore	Ca. Maße Approx. Dimensions		Bemerkungen Notes	Bestellzeichen Order-Code	Brutto-Preis Gross-Price
DN	in.	D	L			Euro (€)
06	1/4"	18,0	30,5		P9-DN 06	
08	5/16"	19,0	32,0		P9-DN 08	
10	3/8"	22,0	33,0		P9-DN 10	
12	1/2"	26,0	34,0		P9-DN 12	
31	1 1/4"	48,0	67,5		P9-DN 31	
38	1 1/2"	55,5	66,0		P9-DN 38	
51	2"	69,0	75,0		P9-DN 51	

P3 - schälen

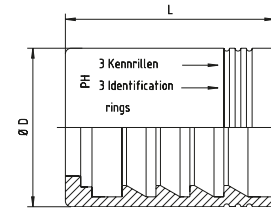
Für Schlauchtyp:

2 ST - DIN - EN 853 + SAE 100 R2A

2 SN - DIN - EN 853 + SAE 100 R2AT

4 SP - DIN - EN 856

Zu verwenden für Armaturen Rubrik 2.17-2.64



P3 - skive

For Hose Type:

2 ST - DIN - EN 853 + SAE 100 R2A

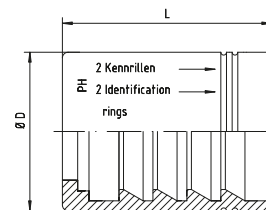
2 SN - DIN - EN 853 + SAE 100 R2AT

4 SP - DIN - EN 856

To use for Hose Inserts Category 2.17-2.64

Schlauch Hose	DN Bore	Ca. Maße Approx. Dimensions		Bemerkungen Notes	Bestellzeichen Order-Code	Brutto-Preis Gross-Price
DN	in.	D	L			Euro (€)
06	1/4"	22,0	34,5	signiert mit Sp4 / marked with Sp4	P3Sp4-DN 06	
06	1/4"	22,0	34,5	nicht für Sp4 / not for Sp4	P3-DN 06	
08	5/16"	24,0	34,5		P3-DN 08	
10	3/8"	26,0	35,0		P3-DN 10	
12	1/2"	30,0	37,0		P3-DN 12	
16	5/8"	33,0	40,0		P3-DN 16	
19	3/4"	38,0	45,0		P3-DN 19	
25	1"	46,0	50,0		P3-DN 25	
31	1 1/4"	58,0	70,0		P3-DN 31	
38	1 1/2"	64,0	70,0		P3-DN 38	
51	2"	76,0	80,0	nicht für Sp4 / not for Sp4	P3-DN 51	
51	2"	76,0	80,0	signiert mit Sp4 / marked with Sp4	P3Sp4-DN 51	

P2 - nicht schälen
Für Schlauchtyp:
2 SN - DIN - EN 853 + SAE 100 R2AT - DN 06 bis
DN 25
3 TE - DIN - EN 854 + 3 TB
Zu verwenden für Armaturen Rubrik 2.17-2.64



P2 - non skive
For Hose Type:
2 SN - DIN - EN 853 + SAE 100 R2AT - DN 06 up to
DN 25
3 TE - DIN - EN 854 + 3 TB
To use for Hose Inserts Category 2.17-2.64

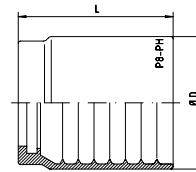
Schlauch Hose	DN Bore	Ca. Maße Approx. Dimensions		Bemerkungen Notes	Bestellzeichen Order-Code	Brutto-Preis Gross-Price
DN	in.	D	L			Euro (€)
05	3/16"	21,0	23,0	nur für 2 SN / only for 2 SN	P2-DN 05	
06	1/4"	22,0	34,5		P2-DN 06	
08	5/16"	24,0	34,5		P2-DN 08	
10	3/8"	26,0	35,0		P2-DN 10	
12	1/2"	30,0	37,0		P2-DN 12	
16	5/8"	33,0	40,0		P2-DN 16	
19	3/4"	38,0	45,0		P2-DN 19	
25	1"	46,0	50,0		P2-DN 25	
31	1 1/4"	55,0	70,0	nicht für (not for) 2 SN	P2-DN 31	
38	1 1/2"	60,0	70,0	nicht für (not for) 2 SN	P2-DN 38	
51	2"	76,0	80,0	nicht für (not for) 2 SN	P2-DN 51	
60	2 3/8"	82,5	72,0	nicht für (not for) 2 SN	P2-DN 60	
80		108	90,0	nicht für (not for) 2 SN	P2-DN 80	

P8 - nicht schälen
Für Schlauchtyp:
2 SN - DIN - EN 853 + 2 SC - DIN - EN 857
Zu verwenden für Armaturen Rubrik 2.17-2.64

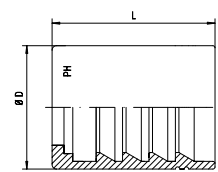
P8 - non skive
For Hose Type:
2 SN - DIN - EN 853 + 2 SC - DIN - EN 857
To use for Hose Inserts Category 2.17-2.64



DN 31, 38, 51, 63



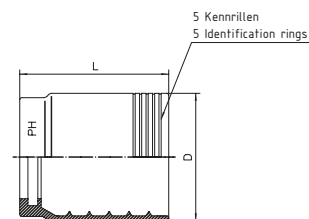
DN 60, 76



Schlauch Hose	DN Bore	Ca. Maße Approx. Dimensions		Bemerkungen Notes	Bestellzeichen Order-Code	Brutto-Preis Gross-Price
DN	in.	D	L			Euro (€)
31	1 1/4"	59,0	66,5		P8-DN 31	
38	1 1/2"	67,0	67,0		P8-DN 38	
51	2"	80,0	75,0		P8-DN 51	
60	2 3/8"	82,5	72,0		P8-DN 60	
63	2 1/2"	89,0	69,0		P8-DN 63	
76	3"	103,0	75,0		P8-DN 76	

P5 - nicht schälen
Für Schlauchtyp:
1 SN - DIN - EN 853
2 SN - DIN - EN 853
2 SC - DIN - EN 857
Zu verwenden für Armaturen Rubrik 2.17-2.64

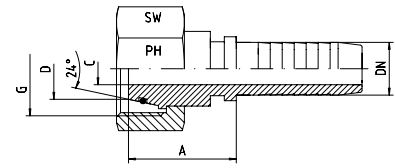
P5 - non skive
For Hose Type:
1 SN - DIN - EN 853
2 SN - DIN - EN 853
2 SC - DIN - EN 857
To use for Hose Inserts Category 2.17-2.64



Schlauch Hose	DN Bore	Ca. Maße Approx. Dimensions		Bemerkungen Notes	Bestellzeichen Order-Code	Brutto-Preis Gross-Price
DN	in.	D	L			Euro (€)
06	1/4"	23,0	31,7		P5-DN 06	
08	5/16"	24,0	31,5		P5-DN 08	
10	3/8"	26,0	33,3		P5-DN 10	
12	1/2"	29,0	34,5		P5-DN 12	
16	5/8"	33,0	39,0		P5-DN 16	
19	3/4"	37,0	44,0		P5-DN 19	
25	1"	46,0	45,7		P5-DN 25	

Für Gegenanschluss mit 24°-Konus
und Schneidringverschraubungen
DIN 2353 / DIN EN ISO 8434-1
Leichte Reihe = DKOL - Gerade
O-Ring = NBR
Auf Anfrage: FPM

To Interface with 24°-Cone fittings
DIN 2353 / DIN EN ISO 8434-1
Light Series = DKOL - Straight
O-ring = NBR
On Request: FPM



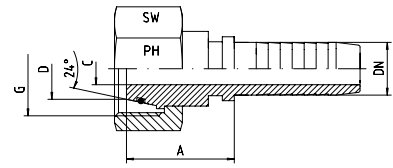
Schlauch Hose	DN Bore	Gewinde Thread	Rohr A.D. Tube O.D.	Ca. Maße Approx. Dimensions			O-Ring O-ring	Bestellzeichen Order-Code	Brutto-Preis Gross-Price
DN	in.	G	D	A	C	SW		Euro (€)	
05	3/16"	M 12 x 1,5	6	19,5	3,0	14	4 x 1,5	DKOL-06-DN 05	
06	1/4"	M 12 x 1,5	6	21,0	4,0	14	5 x 1,0	DKOL-06-DN 06	
05	3/16"	M 14 x 1,5	8	23,5	3,0	17	6 x 1,5	DKOL-08-DN 05	
06	1/4"	M 14 x 1,5	8	25,0	4,0	17	6 x 1,5	DKOL-08-DN 06	
08	5/16"	M 14 x 1,5	8	23,5	5,5	17	6 x 1,5	DKOL-08-DN 08	
10	3/8"	M 14 x 1,5	8	29,0	4,5	17	6 x 1,5	DKOL-08-DN 10	
06	1/4"	M 16 x 1,5	10	27,0	4,0	19	8 x 1,5	DKOL-10-DN 06	
08	5/16"	M 16 x 1,5	10	26,0	5,5	19	8 x 1,5	DKOL-10-DN 08	
10	3/8"	M 16 x 1,5	10	26,0	7,0	19	8 x 1,5	DKOL-10-DN 10	
06	1/4"	M 18 x 1,5	12	28,0	4,0	22	9,25 x 1,78	DKOL-12-DN 06	
08	5/16"	M 18 x 1,5	12	28,0	5,5	22	9,25 x 1,78	DKOL-12-DN 08	
10	3/8"	M 18 x 1,5	12	26,0	7,0	22	10 x 1,5	DKOL-12-DN 10	
12	1/2"	M 18 x 1,5	12	26,0	8,0	22	10 x 1,5	DKOL-12-DN 12	
06	1/4"	M 22 x 1,5	15	28,5	4,0	27	12 x 2,0	DKOL-15-DN 06	
08	5/16"	M 22 x 1,5	15	28,5	5,5	27	12 x 2,0	DKOL-15-DN 08	
10	3/8"	M 22 x 1,5	15	26,0	7,0	27	12 x 2,0	DKOL-15-DN 10	
12	1/2"	M 22 x 1,5	15	27,0	9,5	27	12 x 2,0	DKOL-15-DN 12	
16	5/8"	M 22 x 1,5	15	29,5	10,0	27	12 x 2,0	DKOL-15-DN 16	
19	3/4"	M 22 x 1,5	15	32,5	10,0	27	15 x 2,0	DKOL-15-DN 19	*
10	3/8"	M 26 x 1,5	18	24,0	7,0	32	15 x 2,0	DKOL-18-DN 10	
12	1/2"	M 26 x 1,5	18	28,0	9,5	32	15 x 2,0	DKOL-18-DN 12	
16	5/8"	M 26 x 1,5	18	29,5	12,5	32	15 x 2,0	DKOL-18-DN 16	
19	3/4"	M 26 x 1,5	18	32,0	12,0	32	19 x 2,0	DKOL-18-DN 19	
12	1/2"	M 30 x 2	22	32,5	9,5	36	19 x 2,0	DKOL-22-DN 12	
16	5/8"	M 30 x 2	22	31,0	12,5	36	19 x 2,0	DKOL-22-DN 16	
19	3/4"	M 30 x 2	22	33,0	14,5	36	19 x 2,0	DKOL-22-DN 19	
25	1"	M 30 x 2	22	35,0	17,0	36	20 x 2,0	DKOL-22-DN 25	
16	5/8"	M 36 x 2	28	33,0	12,5	41	25 x 2,0	DKOL-28-DN 16	
19	3/4"	M 36 x 2	28	34,5	14,5	41	25 x 2,0	DKOL-28-DN 19	
25	1"	M 36 x 2	28	34,5	20,0	41	25 x 2,0	DKOL-28-DN 25	
25	1"	M 45 x 2	35	42,5	20,0	50	31 x 2,5	DKOL-35-DN 25	
31	1 1/4"	M 45 x 2	35	37,0	25,5	50	31 x 2,5	DKOL-35-DN 31	
31	1 1/4"	M 52 x 2	42	42,0	25,5	60	38 x 2,5	DKOL-42-DN 31	
38	1 1/2"	M 52 x 2	42	37,0	31,5	60	38 x 2,5	DKOL-42-DN 38	
51	2"	M 52 x 2	42	46,0	34,0	60	38 x 2,5	DKOL-42-DN 51	

Preis auf Anfrage/Price on request

24°- DICHTKEGEL MIT O-RING

24°- CONE WITH O-RING

Für Gegenanschluss mit 24°-Konus
und Schneidringverschraubungen
DIN 2353 / DIN EN ISO 8434-1
Schwere Reihe = DKOS - Gerade
O-Ring = NBR
Auf Anfrage: FPM

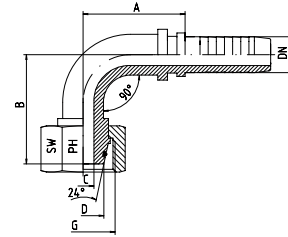


To Interface with 24°-Cone fittings
DIN 2353 / DIN EN ISO 8434-1
Heavy Series = DKOS - Straight
O-ring = NBR
On Request: FPM

Schlauch Hose	DN Bore	Gewinde Thread	Rohr A.D. Tube O.D.	Ca. Maße Approx. Dimensions			O-Ring O-ring	Bestellzeichen Order-Code	Brutto-Preis Gross-Price
DN	in.	G	D	A	C	SW		Euro (€)	
05	3/16"	M 14 x 1,5	6	19,5	3,0	17	4 x 1,5	DKOS-06-DN 05	
06	1/4"	M 14 x 1,5	6	21,0	4,0	17	5 x 1,0	DKOS-06-DN 06	
05	3/16"	M 16 x 1,5	8	23,5	3,0	19	6 x 1,5	DKOS-08-DN 05	
06	1/4"	M 16 x 1,5	8	25,0	4,0	19	6 x 1,5	DKOS-08-DN 06	
08	5/16"	M 16 x 1,5	8	23,5	5,5	19	6 x 1,5	DKOS-08-DN 08	
10	3/8"	M 16 x 1,5	8	30,0	4,5	19	6 x 1,5	DKOS-08-DN 10	
06	1/4"	M 18 x 1,5	10	27,0	4,0	22	8 x 1,5	DKOS-10-DN 06	
08	5/16"	M 18 x 1,5	10	26,0	5,5	22	8 x 1,5	DKOS-10-DN 08	
10	3/8"	M 18 x 1,5	10	26,0	7,0	22	8 x 1,5	DKOS-10-DN 10	
06	1/4"	M 20 x 1,5	12	28,0	4,0	24	9,25 x 1,78	DKOS-12-DN 06	
08	5/16"	M 20 x 1,5	12	28,0	5,5	24	9,25 x 1,78	DKOS-12-DN 08	
10	3/8"	M 20 x 1,5	12	26,0	7,0	24	10 x 1,5	DKOS-12-DN 10	
12	1/2"	M 20 x 1,5	12	26,0	8,0	24	10 x 1,5	DKOS-12-DN 12	
08	5/16"	M 22 x 1,5	14	20,5	5,5	27	12 x 2,0	DKOS-14-DN 08	
10	3/8"	M 22 x 1,5	14	27,0	7,0	27	12 x 2,0	DKOS-14-DN 10	
12	1/2"	M 22 x 1,5	14	24,0	9,5	27	12 x 2,0	DKOS-14-DN 12	
06	1/4"	M 24 x 1,5	16	31,5	4,0	30	13 x 2,0	DKOS-16-DN 06	
08	5/16"	M 24 x 1,5	16	31,5	5,5	30	13 x 2,0	DKOS-16-DN 08	
10	3/8"	M 24 x 1,5	16	31,5	7,0	30	13 x 2,0	DKOS-16-DN 10	
12	1/2"	M 24 x 1,5	16	31,5	9,5	30	13 x 2,0	DKOS-16-DN 12	
16	5/8"	M 24 x 1,5	16	31,5	11,0	30	13 x 2,0	DKOS-16-DN 16	
10	3/8"	M 30 x 2	20	37,0	7,0	36	16,3 x 2,4	DKOS-20-DN 10	
12	1/2"	M 30 x 2	20	36,5	9,5	36	16,3 x 2,4	DKOS-20-DN 12	
16	5/8"	M 30 x 2	20	37,5	12,5	36	16,3 x 2,4	DKOS-20-DN 16	
19	3/4"	M 30 x 2	20	33,5	14,5	36	16,3 x 2,4	DKOS-20-DN 19	
12	1/2"	M 36 x 2	25	29,0	9,5	46	21,3 x 2,4	DKOS-25-DN 12	
16	5/8"	M 36 x 2	25	40,5	12,5	46	21,3 x 2,4	DKOS-25-DN 16	
19	3/4"	M 36 x 2	25	41,0	14,5	46	21,3 x 2,4	DKOS-25-DN 19	
25	1"	M 36 x 2	25	39,5	20,0	46	22 x 2,5	DKOS-25-DN 25	
19	3/4"	M 42 x 2	30	44,0	14,5	50	25,3 x 2,4	DKOS-30-DN 19	
25	1"	M 42 x 2	30	44,5	20,0	50	25,3 x 2,4	DKOS-30-DN 25	
31	1 1/4"	M 42 x 2	30	44,0	23,0	50	25,3 x 2,4	DKOS-30-DN 31	
25	1"	M 52 x 2	38	50,5	20,0	60	34 x 2,5	DKOS-38-DN 25	
31	1 1/4"	M 52 x 2	38	49,0	25,5	60	34 x 2,5	DKOS-38-DN 31	
38	1 1/2"	M 52 x 2	38	40,5	29,0	60	35 x 2,5	DKOS-38-DN 38	
38	1 1/2"	M 68 x 2	50	49,0	31,5	80	46 x 3,0	DKOS-50-DN 38	

Für Gegenanschluss mit 24°-Konus
und Schneidringverschraubungen
DIN 2353 / DIN EN ISO 8434-1
Leichte Reihe = DKOL - 90°
O-Ring = NBR
Auf Anfrage: FPM

To Interface with 24°-Cone fittings
DIN 2353 / DIN EN ISO 8434-1
Light Series = DKOS - 90°
O-ring = NBR
On Request: FPM



Schlauch Hose	DN Bore	Gewinde Thread	Rohr A.D. Tube O.D.	Ca. Maße Approx. Dimensions				O-Ring O-ring	Bestellzeichen Order-Code	Brutto-Preis Gross-Price
DN	in.	G	D	A	B	C	SW			Euro (€)
05	3/16"	M 12 x 1,5	6	28,0	37,0	3,0	14	4 x 1,5	DKOL-06-90°-DN 05	
06	1/4"	M 12 x 1,5	6	28,0	28,5	4,0	14	5 x 1,0	DKOL-06-90°-DN 06	
05	3/16"	M 14 x 1,5	8	28,0	28,5	3,0	17	6 x 1,5	DKOL-08-90°-DN 05	
06	1/4"	M 14 x 1,5	8	28,5	29,5	4,0	17	6 x 1,5	DKOL-08-90°-DN 06	
08	5/16"	M 14 x 1,5	8	35,0	47,0	4,5	17	6 x 1,5	DKOL-08-90°-DN 08	
06	1/4"	M 16 x 1,5	10	28,5	29,5	4,0	19	8 x 1,5	DKOL-10-90°-DN 06	
08	5/16"	M 16 x 1,5	10	31,5	39,0	5,5	19	8 x 1,5	DKOL-10-90°-DN 08	
10	3/8"	M 16 x 1,5	10	35,0	37,5	7,0	19	8 x 1,5	DKOL-10-90°-DN 10	
06	1/4"	M 18 x 1,5	12	29,0	33,5	4,0	22	10 x 1,5	DKOL-12-90°-DN 06	
08	5/16"	M 18 x 1,5	12	34,5	37,0	5,5	22	10 x 1,5	DKOL-12-90°-DN 08	
10	3/8"	M 18 x 1,5	12	34,0	38,0	7,0	22	10 x 1,5	DKOL-12-90°-DN 10	
12	1/2"	M 18 x 1,5	12	45,0	53,0	8,5	22	10 x 1,5	DKOL-12-90°-DN 12	
10	3/8"	M 22 x 1,5	15	42,5	41,5	7,0	27	12 x 2,0	DKOL-15-90°-DN 10	
12	1/2"	M 22 x 1,5	15	44,0	43,0	9,5	27	12 x 2,0	DKOL-15-90°-DN 12	
12	1/2"	M 26 x 1,5	18	46,5	51,0	9,5	32	15 x 2,0	DKOL-18-90°-DN 12	
16	5/8"	M 26 x 1,5	18	56,0	52,0	12,5	32	15 x 2,0	DKOL-18-90°-DN 16	
19	3/4"	M 26 x 1,5	18	59,0	70,0	13,0	32	15 x 2,0	DKOL-18-90°-DN 19	
16	5/8"	M 30 x 2	22	57,0	63,5	12,0	36	19 x 2,0	DKOL-22-90°-DN 16	
19	3/4"	M 30 x 2	22	61,0	58,0	14,5	36	19 x 2,0	DKOL-22-90°-DN 19	
19	3/4"	M 36 x 2	28	70,0	62,5	14,5	41	25 x 2,0	DKOL-28-90°-DN 19	
25	1"	M 36 x 2	28	82,0	70,0	20,0	41	25 x 2,0	DKOL-28-90°-DN 25	
31	1 1/4"	M 45 x 2	35	87,0	85,0	25,0	50	32 x 2,5	DKOL-35-90°-DN 31	
38	1 1/2"	M 45 x 2	35	105,0	114,0	28,0	50	32 x 2,5	DKOL-35-90°-DN 38	
31	1 1/4"	M 52 x 2	42	101,5	97,0	25,0	60	38 x 2,5	DKOL-42-90°-DN 31	
38	1 1/2"	M 52 x 2	42	104,0	103,0	31,0	60	38 x 2,5	DKOL-42-90°-DN 38	

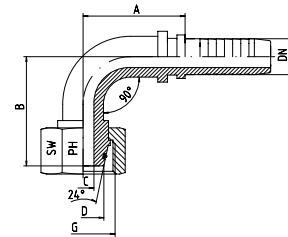
24°- DICHTKEGEL MIT O-RING

24°- CONE WITH O-RING



EDELSTAHL / STAINLESS STEEL
VERBINDUNGSTECHNIK
FLUID CONNECTORS

Für Gegenanschluss mit 24°-Konus
und Schneidringverschraubungen
DIN 2353 / DIN EN ISO 8434-1
Schwere Reihe = DKOS - 90°
O-Ring = NBR
Auf Anfrage: FPM



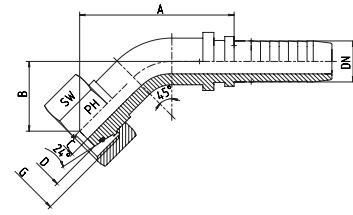
To Interface with 24°-Cone fittings
DIN 2353 / DIN EN ISO 8434-1
Light Series = DKOS - 90°
O-ring = NBR
On Request: FPM

Schlauch Hose	DN Bore	Gewinde Thread	Rohr A.D. Tube O.D.	Ca. Maße Approx. Dimensions				O-Ring O-ring	Bestellzeichen Order-Code	Brutto-Preis Gross-Price
DN	in.	G	D	A	B	C	SW			Euro (€)
05	3/16"	M 14 x 1,5	6	28,0	37,0	3,0	17	4 x 1,5	DKOS-06-90°-DN 05	
06	1/4"	M 14 x 1,5	6	28,0	28,5	4,0	17	5 x 1,0	DKOS-06-90°-DN 06	
05	3/16"	M 16 x 1,5	8	28,0	28,5	3,0	19	6 x 1,5	DKOS-08-90°-DN 05	
06	1/4"	M 16 x 1,5	8	28,0	29,5	4,0	19	6 x 1,5	DKOS-08-90°-DN 06	
08	5/16"	M 16 x 1,5	8	36,0	40,5	4,0	19	6 x 1,5	DKOS-08-90°-DN 08	
06	1/4"	M 18 x 1,5	10	28,5	29,5	4,0	22	8 x 1,5	DKOS-10-90°-DN 06	
08	5/16"	M 18 x 1,5	10	31,5	39,0	5,5	22	8 x 1,5	DKOS-10-90°-DN 08	
10	3/8"	M 18 x 1,5	10	35,0	37,5	7,0	22	8 x 1,5	DKOS-10-90°-DN 10	
06	1/4"	M 20 x 1,5	12	29,0	33,5	4,0	24	10 x 1,5	DKOS-12-90°-DN 06	
08	5/16"	M 20 x 1,5	12	34,5	37,0	5,5	24	10 x 1,5	DKOS-12-90°-DN 08	
10	3/8"	M 20 x 1,5	12	34,0	38,0	7,0	24	10 x 1,5	DKOS-12-90°-DN 10	
12	1/2"	M 20 x 1,5	12	45,0	53,0	8,5	24	10 x 1,5	DKOS-12-90°-DN 12	
10	3/8"	M 22 x 1,5	14	42,0	42,0	7,0	27	10 x 2,0	DKOS-14-90°-DN 10	
10	3/8"	M 24 x 1,5	16	43,0	42,5	7,0	30	13 x 2,0	DKOS-16-90°-DN 10	
12	1/2"	M 24 x 1,5	16	44,0	45,5	9,5	30	13 x 2,0	DKOS-16-90°-DN 12	
12	1/2"	M 30 x 2	20	46,0	59,0	9,5	36	16,3 x 2,4	DKOS-20-90°-DN 12	
16	5/8"	M 30 x 2	20	59,0	51,0	12,5	36	16,3 x 2,4	DKOS-20-90°-DN 16	
19	3/4"	M 30 x 2	20	61,5	54,5	12,5	36	16,3 x 2,4	DKOS-20-90°-DN 19	
19	3/4"	M 36 x 2	25	72,0	64,0	14,5	46	21,3 x 2,4	DKOS-25-90°-DN 19	
25	1"	M 36 x 2	25	79,0	79,0	18,5	46	21,3 x 2,4	DKOS-25-90°-DN 25	
19	3/4"	M 42 x 2	30	73,0	73,5	14,5	50	25,3 x 2,4	DKOS-30-90°-DN 19	
25	1"	M 42 x 2	30	85,0	84,0	20,0	50	25,3 x 2,4	DKOS-30-90°-DN 25	
25	1"	M 52 x 2	38	106,5	96,5	20,0	60	35 x 2,5	DKOS-38-90°-DN 25	
31	1 1/4"	M 52 x 2	38	101,0	100,0	25,0	60	35 x 2,5	DKOS-38-90°-DN 31	
38	1 1/2"	M 68 x 2	50	124,0	111,0	31,0	80	46 x 3,0	DKOS-50-90°-DN 38	



Für Gegenschluss mit 24°-Konus
und Schneidringverschraubungen
DIN 2353 / DIN EN ISO 8434-1
Leichte Reihe = DKOL - 45°
O-Ring = NBR
Auf Anfrage: FPM

To Interface with 24°-Cone fittings
DIN 2353 / DIN EN ISO 8434-1
Light Series = DKOL - 45°
O-ring = NBR
On Request: FPM



Schlauch Hose	DN Bore	Gewinde Thread	Rohr A.D. Tube O.D.	Ca. Maße Approx. Dimensions				O-Ring O-ring	Bestellzeichen Order-Code	Brutto-Preis Gross-Price
DN	in.	G	D	A	B	C	SW		Euro (€)	
05	3/16"	M 12 x 1,5	6	44,5	22,5	3,0	14	4 x 1,5	DKOL-06-45°-DN 05	
06	1/4"	M 12 x 1,5	6	37,0	15,0	4,0	14	5 x 1,0	DKOL-06-45°-DN 06	
05	3/16"	M 14 x 1,5	8	37,0	16,5	3,0	17	6 x 1,5	DKOL-08-45°-DN 05	
06	1/4"	M 14 x 1,5	8	38,5	16,5	4,0	17	6 x 1,5	DKOL-08-45°-DN 06	
08	5/16"	M 14 x 1,5	8	51,0	26,0	4,5	17	6 x 1,5	DKOL-08-45°-DN 08	
06	1/4"	M 16 x 1,5	10	38,5	16,5	4,0	19	8 x 1,5	DKOL-10-45°-DN 06	
08	5/16"	M 16 x 1,5	10	44,5	19,0	5,5	19	8 x 1,5	DKOL-10-45°-DN 08	
10	3/8"	M 16 x 1,5	10	45,5	20,0	7,0	19	8 x 1,5	DKOL-10-45°-DN 10	
06	1/4"	M 18 x 1,5	12	42,0	19,5	4,0	22	10 x 1,5	DKOL-12-45°-DN 06	
08	5/16"	M 18 x 1,5	12	44,5	19,0	5,5	22	10 x 1,5	DKOL-12-45°-DN 08	
10	3/8"	M 18 x 1,5	12	43,5	18,5	7,0	22	10 x 1,5	DKOL-12-45°-DN 10	
12	1/2"	M 18 x 1,5	12	62,5	27,5	8,5	22	10 x 1,5	DKOL-12-45°-DN 12	
10	3/8"	M 22 x 1,5	15	53,5	21,5	7,0	27	12 x 2,0	DKOL-15-45°-DN 10	
12	1/2"	M 22 x 1,5	15	54,5	20,5	9,5	27	12 x 2,0	DKOL-15-45°-DN 12	
12	1/2"	M 26 x 1,5	18	60,5	23,5	9,0	32	15 x 2,0	DKOL-18-45°-DN 12	
16	5/8"	M 26 x 1,5	18	65,0	26,5	12,5	32	15 x 2,0	DKOL-18-45°-DN 16	
19	3/4"	M 26 x 1,5	18				32	19 x 20	DKOL-18-45°-DN 19	*
16	5/8"	M 30 x 2	22	67,5	28,0	12,0	36	19 x 2,0	DKOL-22-45°-DN 16	
19	3/4"	M 30 x 2	22	70,0	28,0	14,5	36	19 x 2,0	DKOL-22-45°-DN 19	
19	3/4"	M 36 x 2	28	79,0	34,0	14,5	41	25 x 2,0	DKOL-28-45°-DN 19	
25	1"	M 36 x 2	28	93,0	33,0	20,0	41	25 x 2,0	DKOL-28-45°-DN 25	
31	1 1/4"	M 45 x 2	35	100,0	44,0	25,0	50	32 x 2,5	DKOL-35-45°-DN 31	
38	1 1/2"	M 45 x 2	35				50	32 x 2,5	DKOL-35-45°-DN 38	*
31	1 1/4"	M 52 x 2	42	114,5	45,0	25,0	60	38 x 2,5	DKOL-42-45°-DN 31	
38	1 1/2"	M 52 x 2	42	111,0	48,0	31,0	60	38 x 2,5	DKOL-42-45°-DN 38	

*Preis auf Anfrage/*Price on request

24°- DICHTKEGEL MIT O-RING

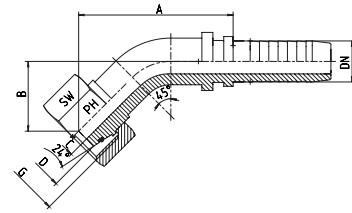
24°- CONE WITH O-RING



EDELSTAHL / STAINLESS STEEL
VERBINDUNGSTECHNIK
FLUID CONNECTORS

Für Gegenschluss mit 24°-Konus
und Schneidringverschraubungen
DIN 2353 / DIN EN ISO 8434-1
Schwere Reihe = DKOS - 45°
O-Ring = NBR
Auf Anfrage: FPM

To Interface with 24°-Cone fittings
DIN 2353 / DIN EN ISO 8434-1
Heavy Series = DKOS - 45°
O-ring = NBR
On Request: FPM

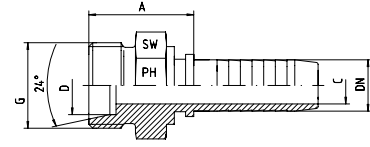


Schlauch Hose	DN Bore	Gewinde Thread	Rohr A.D. Tube O.D.	Ca. Maße Approx. Dimensions				O-Ring O-ring	Bestellzeichen Order-Code	Brutto-Preis Gross-Price
DN	in.	G	D	A	B	C	SW			Euro (€)
05	3/16"	M 14 x 1,5	6			3,0	17	4 x 1,5	DKOS-06-45°-DN 05	*
06	1/4"	M 14 x 1,5	6	37,0	15,0	4,0	17	5 x 1,0	DKOS-06-45°-DN 06	
05	3/16"	M 16 x 1,5	8	37,0	16,5	3,0	19	6 x 1,5	DKOS-08-45°-DN 05	
06	1/4"	M 16 x 1,5	8	38,5	16,5	4,0	19	6 x 1,5	DKOS-08-45°-DN 06	
08	5/16"	M 16 x 1,5	8	48,0	23,0	4,0	19	6 x 1,5	DKOS-08-45°-DN 08	
06	1/4"	M 18 x 1,5	10	38,5	16,5	4,0	22	8 x 1,5	DKOS-10-45°-DN 06	
08	5/16"	M 18 x 1,5	10	44,5	19,0	5,5	22	8 x 1,5	DKOS-10-45°-DN 08	
10	3/8"	M 18 x 1,5	10	45,5	20,0	7,0	22	8 x 1,5	DKOS-10-45°-DN 10	
06	1/4"	M 20 x 1,5	12	42,0	19,5	4,0	24	10 x 1,5	DKOS-12-45°-DN 06	
08	5/16"	M 20 x 1,5	12	44,5	19,0	5,5	24	10 x 1,5	DKOS-12-45°-DN 08	
10	3/8"	M 20 x 1,5	12	43,5	18,5	7,0	24	10 x 1,5	DKOS-12-45°-DN 10	
12	1/2"	M 20 x 1,5	12	62,5	27,5	8,5	24	10 x 1,5	DKOS-12-45°-DN 12	
10	3/8"	M 22 x 1,5	14	54,5	23,5	7,0	27	10 x 2,0	DKOS-14-45°-DN 10	
10	3/8"	M 24 x 1,5	16	55,5	24,0	7,0	30	13 x 2,0	DKOS-16-45°-DN 10	
12	1/2"	M 24 x 1,5	16	57,0	25,0	9,5	30	13 x 2,0	DKOS-16-45°-DN 12	
12	1/2"	M 30 x 2	20	65,0	32,0	9,5	36	16,3 x 2,4	DKOS-20-45°-DN 12	
16	5/8"	M 30 x 2	20	69,0	28,0	12,5	36	16,3 x 2,4	DKOS-20-45°-DN 16	
19	3/4"	M 30 x 2	20	71,5	27,0	12,5	36	16,3 x 2,4	DKOS-20-45°-DN 19	
19	3/4"	M 36 x 2	25	83,0	37,0	14,5	46	21,3 x 2,4	DKOS-25-45°-DN 19	
25	1"	M 36 x 2	25	98,0	39,0	18,5	46	21,3 x 2,4	DKOS-25-45°-DN 25	
19	3/4"	M 42 x 2	30	89,5	40,0	14,5	50	25,3 x 2,4	DKOS-30-45°-DN 19	
25	1"	M 42 x 2	30	98,0	39,5	20,0	50	25,3 x 2,4	DKOS-30-45°-DN 25	
25	1"	M 52 x 2	38				60	35 x 2,5	DKOS-38-45°-DN 25	
31	1 1/4"	M 52 x 2	38	116,0	47,0	25,0	60	35 x 2,5	DKOS-38-45°-DN 31	
38	1 1/2"	M 68 x 2	50	137,0	53,0	31,0	80	46 x 3,0	DKOS-50-45°-DN 38	

*Preis auf Anfrage/*Price on request

Mit 24°-Konus für Schneidringverschraubungen
DIN 2353 / DIN EN ISO 8434-1
Leichte Reihe = CEL

For Compression Couplings
DIN 2353 / DIN EN ISO 8434-1 with 24°-Cone
Light Series = CEL



Schlauch Hose	DN Bore	Gewinde Thread	Rohr A.D. Tube O.D.	Ca. Maße Approx. Dimensions			Bemerkungen Notes	Bestellzeichen Order-Code	Brutto-Preis Gross-Price
DN	in.	G	D	A	C	SW		Euro (€)	
05	3/16"	M 12 x 1,5	6	21,5	3,0	14		CEL-06-DN 05	
06	1/4"	M 12 x 1,5	6	23,0	4,0	14		CEL-06-DN 06	
05	3/16"	M 14 x 1,5	8	21,5	3,0	14		CEL-08-DN 05	
06	1/4"	M 14 x 1,5	8	23,0	4,0	14		CEL-08-DN 06	
06	1/4"	M 16 x 1,5	10	25,0	4,0	17		CEL-10-DN 06	
08	5/16"	M 16 x 1,5	10	24,5	5,5	17		CEL-10-DN 08	
10	3/8"	M 16 x 1,5	10	24,5	7,0	17		CEL-10-DN 10	
06	1/4"	M 18 x 1,5	12	24,5	4,0	19		CEL-12-DN 06	
08	5/16"	M 18 x 1,5	12	24,5	5,5	19		CEL-12-DN 08	
10	3/8"	M 18 x 1,5	12	24,5	7,0	19		CEL-12-DN 10	
12	1/2"	M 18 x 1,5	12	25,5	9,5	19		CEL-12-DN 12	
10	3/8"	M 22 x 1,5	15	26,0	7,0	22		CEL-15-DN 10	
12	1/2"	M 22 x 1,5	15	27,0	9,5	22		CEL-15-DN 12	
12	1/2"	M 26 x 1,5	18	29,0	9,5	27		CEL-18-DN 12	
16	5/8"	M 26 x 1,5	18	28,0	12,5	27		CEL-18-DN 16	
19	3/4"	M 26 x 1,5	18	30,0	14,5	27		CEL-18-DN 19	
16	5/8"	M 30 x 2	22	32,5	12,5	30		CEL-22-DN 16	
19	3/4"	M 30 x 2	22	35,0	14,5	30		CEL-22-DN 19	
25	1"	M 30 x 2	22	32,0	20,0	32		CEL-22-DN 25	
19	3/4"	M 36 x 2	28	34,0	19,5	36		CEL-28-DN 19	
25	1"	M 36 x 2	28	35,0	20,0	36		CEL-28-DN 25	
31	1 1/4"	M 45 x 2	35	39,0	25,5	46		CEL-35-DN 31	
38	1 1/2"	M 52 x 2	42	45,0	31,5	55		CEL-42-DN 38	
51	2"	M 52 x 2	42	49,0	35,0	60		CEL-42-DN 51	

24°- KONUS-AUSSENGEWINDE

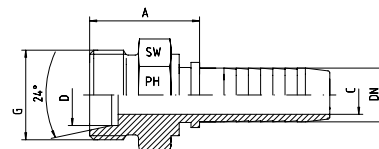
24°- MALE-CONE



EDELSTAHL / STAINLESS STEEL
VERBINDUNGSTECHNIK
FLUID CONNECTORS

Mit 24°-Konus für Schneidringverschraubungen
DIN 2353 / DIN EN ISO 8434-1
Schwere Reihe = CES

For Compression Couplings
DIN 2353 / DIN EN ISO 8434-1 with 24°-Cone
Heavy Series = CES



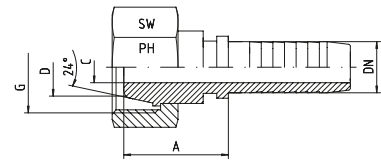
Schlauch Hose	DN Bore	Gewinde Thread	Rohr A.D. Tube O.D.	Ca. Maße Approx. Dimensions			Bemerkungen Notes	Bestellzeichen Order-Code	Brutto-Preis Gross-Price
DN	in.	G	D	A	C	SW		Euro (€)	
05	3/16"	M 14 x 1,5	6	23,7	3,0	14	CES-06-DN 05		
06	1/4"	M 14 x 1,5	6	25,0	4,0	14	CES-06-DN 06		
05	3/16"	M 16 x 1,5	8	23,7	3,0	17	CES-08-DN 05		
06	1/4"	M 16 x 1,5	8	25,5	4,0	17	CES-08-DN 06		
06	1/4"	M 18 x 1,5	10	25,5	4,0	19	CES-10-DN 06		
08	5/16"	M 18 x 1,5	10	25,5	5,5	19	CES-10-DN 08		
10	3/8"	M 18 x 1,5	10	25,5	7,0	19	CES-10-DN 10		
08	5/16"	M 20 x 1,5	12	27,5	5,5	22	CES-12-DN 08		
10	3/8"	M 20 x 1,5	12	25,5	7,0	22	CES-12-DN 10		
08	5/16"	M 22 x 1,5	14	27,5	5,5	22	CES-14-DN 08		
10	3/8"	M 22 x 1,5	14	28,0	7,0	22	CES-14-DN 10		
10	3/8"	M 24 x 1,5	16	28,0	7,0	24	CES-16-DN 10		
12	1/2"	M 24 x 1,5	16	28,0	9,5	24	CES-16-DN 12		
12	1/2"	M 30 x 2	20	33,0	9,5	30	CES-20-DN 12		
16	5/8"	M 30 x 2	20	34,0	12,5	30	CES-20-DN 16		
19	3/4"	M 30 x 2	20	37,0	14,5	30	CES-20-DN 19		
19	3/4"	M 36 x 2	25	40,0	14,5	36	CES-25-DN 19		
25	1"	M 36 x 2	25	40,0	20,0	36	CES-25-DN 25		
25	1"	M 42 x 2	30	42,5	20,0	46	CES-30-DN 25		
31	1 1/4"	M 52 x 2	38	45,0	25,5	55	CES-38-DN 31		

Für Gegenanschluss mit 24°- und 60°-Konus
Leichte Reihe
DKL - Gerade
DKLL - Gerade

* Nur für Gegenanschluss mit 60°-Konus

To Interface with 24°- and 60°-Cone
Light Series
DKL - Straight
DKLL - Straight

* Only for Connectors with 60°-Cone



Reihe / Series L

Schlauch Hose	DN Bore	Gewinde Thread	Rohr A.D. Tube O.D.	Ca. Maße Approx. Dimensions			Bemerkungen Notes	Bestellzeichen Order-Code	Brutto-Preis Gross-Price
DN	in.	G	D	A	C	SW		Euro (€)	
05	3/16"	M 12 x 1,5	6	18,7	3,0	14		DKL-M 12x1,5-DN 05	
06	1/4"	M 12 x 1,5	6	20,0	4,0	14		DKL-M 12x1,5-DN 06	
06	1/4"	M 14 x 1,5	8	21,0	4,0	17		DKL-M 14x1,5-DN 06	
08	5/16"	M 14 x 1,5	8	21,0	5,5	17		DKL-M 14x1,5-DN 08	
06	1/4"	M 16 x 1,5	10	21,5	4,0	19		DKL-M 16x1,5-DN 06	
08	5/16"	M 16 x 1,5	10	22,0	5,5	19		DKL-M 16x1,5-DN 08	
10	3/8"	M 16 x 1,5	10	23,5	7,0	19		DKL-M 16x1,5-DN 10	
06	1/4"	M 18 x 1,5	12		4,0	22		DKL-M 18x1,5-DN 06	*
08	5/16"	M 18 x 1,5	12	22,5	5,5	22		DKL-M 18x1,5-DN 08	
10	3/8"	M 18 x 1,5	12	23,0	7,0	22		DKL-M 18x1,5-DN 10	
10	3/8"	M 22 x 1,5	15	23,5	7,0	27		DKL-M 22x1,5-DN 10	
12	1/2"	M 22 x 1,5	15	23,5	9,5	27		DKL-M 22x1,5-DN 12	
16	5/8"	M 26 x 1,5	18	25,5	12,5	32		DKL-M 26x1,5-DN 16	
19	3/4"	M 30 x 2	22	29,0	14,5	36		DKL-M 30x2-DN 19	
25	1"	M 36 x 2	28	31,0	20,0	41		DKL-M 36x2-DN 25	
31	1 1/4"	M 45 x 2	35	33,0	25,5	50		DKL-M 45x2-DN 31	
38	1 1/2"	M 52 x 2	42	33,0	31,5	60		DKL-M 52x2-DN 38	

Reihe / Series LL

Schlauch Hose	DN Bore	Gewinde Thread	Rohr A.D. Tube O.D.	Ca. Maße Approx. Dimensions			Bemerkungen Notes	Bestellzeichen Order-Code	Brutto-Preis Gross-Price
DN	in.	G	D	A	C	SW		Euro (€)	
19	3/4"	M 30 x 1,5*		29,0	14,5	36		DKLL-M 30x1,5-DN 19	
25	1"	M 38 x 1,5*		31,0	20,0	46		DKLL-M 38x1,5-DN 25	
31	1 1/4"	M 45 x 1,5*		33,0	25,5	55		DKLL-M 45x1,5-DN 31	
38	1 1/2"	M 52 x 1,5*		33,0	31,5	60		DKLL-M 52x1,5-DN 38	
51	2"	M 65 x 2*		37,5	43,0	75		DKLL-M 65x2-DN 51	
60	2 3/8"	M 78 x 2*		32,0	51,0	90		DKLL-M 78x2-DN 60	
80	3"	M 100 x 2*		52,5	73,0	110		DKLL-M 100x2-DN 80	

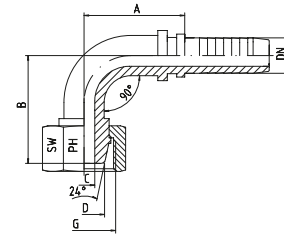
*Preis auf Anfrage/*Price on request

Für Gegenanschluss mit 24°- und 60°-Konus
Leichte Reihe
DKL - 90°-Bogen
DKLL - 90°-Bogen

** Nur für Gegenanschluss mit 60°-Konus

To Interface Connectors with 24°- and 60°-Cone
Light Series
DKL - 90°-Elbow
DKLL - 90°-Elbow

* Only for Connectors with 60°-Cone



Reihe / Series L

Schlauch Hose	DN Bore	Gewinde Thread	Rohr A.D. Tube O.D.	Ca. Maße Approx. Dimensions				Bestellzeichen Order-Code	Brutto-Preis Gross-Price
DN	in.	G	D	A	B	C	SW	Euro (€)	
05	3/16"	M 12 x 1,5	6	29,0	33,0	3,0	14	DKL-M 12x1,5-90°-DN 05	
06	1/4"	M 12 x 1,5	6	29,0	28,0	4,0	14	DKL-M 12x1,5-90°-DN 06	
06	1/4"	M 14 x 1,5	8	28,5	27,0	4,0	17	DKL-M 14x1,5-90°-DN 06	
08	5/16"	M 14 x 1,5	8	35,5	41,0	5,5	17	DKL-M 14x1,5-90°-DN 08	
06	1/4"	M 16 x 1,5	10	30,5	27,0	4,0	19	DKL-M 16x1,5-90°-DN 06	
08	5/16"	M 16 x 1,5	10	32,5	35,0	5,5	19	DKL-M 16x1,5-90°-DN 08	
10	3/8"	M 16 x 1,5	10	35,0	33,0	7,0	19	DKL-M 16x1,5-90°-DN 10	
08	5/16"	M 18 x 1,5	12	34,0	36,0	5,5	22	DKL-M 18x1,5-90°-DN 08	
10	3/8"	M 18 x 1,5	12	34,5	35,0	7,0	22	DKL-M 18x1,5-90°-DN 10	
10	3/8"	M 22 x 1,5	15				27	DKL-M 22x1,5-90°-DN 10	*
12	1/2"	M 22 x 1,5	15	44,0	40,0	9,5	27	DKL-M 22x1,5-90°-DN 12	
16	5/8"	M 26 x 1,5	18	55,0	49,0	12,5	32	DKL-M 26x1,5-90°-DN 16	
19	3/4"	M 30 x 2	22	61,0	53,0	14,5	36	DKL-M 30x2-90°-DN 19	
25	1"	M 36 x 2	28	80,0	67,5	20,0	41	DKL-M 36x2-90°-DN 25	
31	1 1/4"	M 45 x 2	35	87,0	81,0	25,0	50	DKL-M 45x2-90°-DN 31	
38	1 1/2"	M 52 x 2	42	104,0	100,0	31,5	60	DKL-M 52x2-90°-DN 38	

Reihe / Series LL

Schlauch Hose	DN Bore	Gewinde Thread	Rohr A.D. Tube O.D.	Ca. Maße Approx. Dimensions				Bestellzeichen Order-Code	Brutto-Preis Gross-Price
DN	in.	G	D	A	B	C	SW	Euro (€)	
19	3/4"	M 30 x 1,5**		61,0	53,0	14,5	36	DKLL-M 30x1,5-90°-DN 19	
25	1"	M 38 x 1,5**		80,0	67,5	20,0	46	DKLL-M 38x1,5-90°-DN 25	
31	1 1/4"	M 45 x 1,5**		87,0	81,0	25,0	55	DKLL-M 45x1,5-90°-DN 31	
38	1 1/2"	M 52 x 1,5**		104,0	100,0	31,0	60	DKLL-M 52x1,5-90°-DN 38	
51	2"	M 65 x 2**		145,0	127,0	40,0	75	DKLL-M 65x2-90°-DN 51	
60	2 3/8"	M 78 x 2**					90	DKLL-M 78x2-90°-DN 60	*
80	3"	M 100 x 2**					110	DKLL-M 100x2-90°-DN 80	*

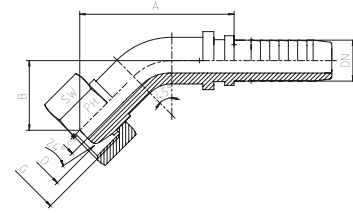
*Preis auf Anfrage/*Price on request

Für Gegenanschluss mit 24°- und 60°-Konus
Leichte Reihe
DKL - 45°-Bogen
DKLL - 45°-Bogen

* Nur für Gegenanschluss mit 60°-Konus

To Interface with 24°- and 60°-Cone
Light Series
DKL - 45°-Elbow
DKLL - 45°-Elbow

* Only for Connectors with 60°-Cone



Reihe / Series L

Schlauch Hose	DN Bore	Gewinde Thread	Rohr A.D. Tube O.D.	Ca. Maße Approx. Dimensions				Bestellzeichen Order-Code	Brutto-Preis Gross-Price
DN	in.	G	D	A	B	C	SW		Euro (€)
05	3/16"					3,0	14	DKL-M 12x1,5-45°-DN 05	*
06	1/4"	M 12 x 1,5	6	37,0	14,0	4,0	14	DKL-M 12x1,5-45°-DN 06	
06	1/4"	M 14 x 1,5	8	35,0	14,5	4,0	17	DKL-M 14x1,5-45°-DN 06	
08	5/16"	M 14 x 1,5	8	49,5	23,0	5,5	17	DKL-M 14x1,5-45°-DN 08	
06	1/4"	M 16 x 1,5	10				19	DKL-M 16x1,5-45°-DN 06	*
08	5/16"	M 16 x 1,5	10	43,0	17,0	5,5	19	DKL-M 16x1,5-45°-DN 08	
10	3/8"	M 16 x 1,5	10	43,0	17,0	7,0	19	DKL-M 16x1,5-45°-DN 10	
08	5/16"	M 18 x 1,5	12				22	DKL-M 18x1,5-45°-DN 08	*
10	3/8"	M 18 x 1,5	12	43,5	18,5	7,0	22	DKL-M 18x1,5-45°-DN 10	
10	3/8"	M 22 x 1,5	15				27	DKL-M 22x1,5-45°-DN 10	*
12	1/2"	M 22 x 1,5	15	53,0	19,0	9,5	27	DKL-M 22x1,5-45°-DN 12	
16	5/8"	M 26 x 1,5	18	59,0	23,0	12,5	32	DKL-M 26x1,5-45°-DN 16	
19	3/4"	M 30 x 2	22	70,0	25,0	14,5	36	DKL-M 30x2-45°-DN 19	
25	1"	M 36 x 2	28	90,0	32,0	20,0	41	DKL-M 36x2-45°-DN 25	
31	1 1/4"	M 45 x 2	35	100,0	36,5	25,0	50	DKL-M 45x2-45°-DN 31	
38	1 1/2"	M 52 x 2	42	111,0	43,5	31,0	60	DKL-M 52x2-45°-DN 38	

Reihe / Series LL

Schlauch Hose	DN Bore	Gewinde Thread	Rohr A.D. Tube O.D.	Ca. Maße Approx. Dimensions				Bestellzeichen Order-Code	Brutto-Preis Gross-Price
DN	in.	G	D	A	B	C	SW		Euro (€)
19	3/4"	M 30 x 1,5*		70,0	25,0	14,5	36	DKLL-M 30x1,5-45°-DN 19	
25	1"	M 38 x 1,5*		90,0	32,0	20,0	46	DKLL-M 38x1,5-45°-DN 25	
31	1 1/4"	M 45 x 1,5*		100,0	36,5	25,0	55	DKLL-M 45x1,5-45°-DN 31	
38	1 1/2"	M 52 x 1,5*		111,0	43,5	31,0	60	DKLL-M 52x1,5-45°-DN 38	
51	2"	M 65 x 2*		147,0	52,5	40,0	75	DKLL-M 65x2-45°-DN 51	
60	2 3/8"	M 78 x 2*					90	DKLL-M 78x2-45°-DN 60	*
80	3"	M 100 x 2*					110	DKLL-M 100x2-45°-DN 80	*

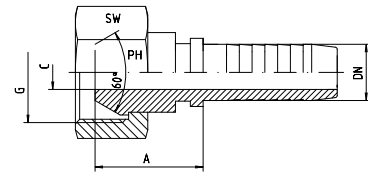
*Preis auf Anfrage/*Price on request

60°- DICHTKEGEL

60°- CONE

Mit BSP Überwurfmutter
Für Gegenanschluss mit 60°-Konus
DKR - Gerade

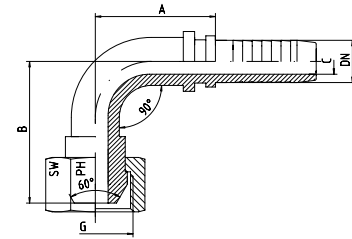
With BSP Union Nut
To Interface with 60°-Cone
DKR - Straight



Schlauch Hose	DN Bore	Gewinde Thread	Ca. Maße Approx. Dimensions			Bemerkungen Notes	Bestellzeichen Order-Code	Brutto-Preis Gross-Price
DN	in.	G	A	C	SW		Euro (€)	
05	3/16"	1/8"-28	16,0	3,0	14		DKR-1/8"-DN 05	
06	1/4"	1/8"-28	15,5	4,0	14		DKR-1/8"-DN 06	
05	3/16"	1/4"-19	20,0	3,0	17		DKR-1/4"-DN 05	
06	1/4"	1/4"-19	21,0	4,0	17		DKR-1/4"-DN 06	
08	5/16"	1/4"-19	20,0	5,0	19		DKR-1/4"-DN 08	
10	3/8"	1/4"-19	20,0	5,0	19		DKR-1/4"-DN 10	
06	1/4"	3/8"-19	20,0	4,0	19		DKR-3/8"-DN 06	
08	5/16"	3/8"-19	20,5	5,5	19		DKR-3/8"-DN 08	
10	3/8"	3/8"-19	20,5	7,0	19		DKR-3/8"-DN 10	
12	1/2"	3/8"-19	24,0	9,5	19		DKR-3/8"-DN 12	
06	1/4"	1/2"-14	24,0	4,0	27		DKR-1/2"-DN 06	
08	5/16"	1/2"-14	21,5	5,5	27		DKR-1/2"-DN 08	
10	3/8"	1/2"-14	21,5	7,0	27		DKR-1/2"-DN 10	
12	1/2"	1/2"-14	23,5	9,5	27		DKR-1/2"-DN 12	
16	5/8"	1/2"-14	21,0	11,5	27		DKR-1/2"-DN 16	
19	3/4"	1/2"-14	23,0	11,5	27		DKR-1/2"-DN 19	
12	1/2"	5/8"-14	23,0	9,5	27		DKR-5/8"-DN 12	
16	5/8"	5/8"-14	22,0	12,5	27		DKR-5/8"-DN 16	
06	1/4"	3/4"-14	23,2	4,0	32		DKR-3/4"-DN 06	
12	1/2"	3/4"-14	24,0	9,5	32		DKR-3/4"-DN 12	
16	5/8"	3/4"-14	25,0	12,5	32		DKR-3/4"-DN 16	
19	3/4"	3/4"-14	26,5	14,5	32		DKR-3/4"-DN 19	
25	1"	3/4"-14	25,0	16,5	32		DKR-3/4"-DN 25	
19	3/4"	1"-11	27,0	14,5	41		DKR-1"-DN 19	
25	1"	1"-11	28,0	20,0	41		DKR-1"-DN 25	
31	1 1/4"	1"-11	30,0	21,5	41		DKR-1"-DN 31	
19	3/4"	1 1/4"-11	33,5	14,5	50		DKR-1 1/4"-DN 19	
25	1"	1 1/4"-11	32,5	20,0	50		DKR-1 1/4"-DN 25	
31	1 1/4"	1 1/4"-11	31,0	25,5	50		DKR-1 1/4"-DN 31	
31	1 1/4"	1 1/2"-11	46,0	25,5	55		DKR-1 1/2"-DN 31	
38	1 1/2"	1 1/2"-11	46,0	31,5	55		DKR-1 1/2"-DN 38	
38	1 1/2"	2"-11	35,0	31,5	70		DKR-2"-DN 38	
51	2"	2"-11	35,0	43,0	70		DKR-2"-DN 51	

Mit BSP Überwurfmutter
Für Gegenanschluss mit 60°-Konus
DKR - 90°-Bogen

With BSP Union Nut
To Interface with 60°-Cone
DKR - 90°-Elbow



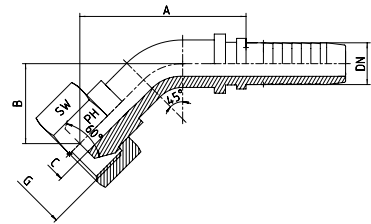
Schlauch Hose	DN Bore	Gewinde Thread	Ca. Maße Approx. Dimensions				Bemerkungen Notes	Bestellzeichen Order-Code	Brutto-Preis Gross-Price
DN	in.	G	A	B	C	SW		Euro (€)	
05	3/16"	1/8"-28	28,0	29,0	3,0	14	DKR-1/8"-90°-DN 05		
06	1/4"	1/8"-28	28,5	30,0	4,0	14	DKR-1/8"-90°-DN 06		
05	3/16"	1/4"-19	29,0	27,5	3,0	17	DKR-1/4"-90°-DN 05		
06	1/4"	1/4"-19	28,5	28,0	4,0	17	DKR-1/4"-90°-DN 06		
08	5/16"	1/4"-19	36,0	36,0	5,5	19	DKR-1/4"-90°-DN 08		
10	3/8"	1/4"-19	34,0	39,0	6,0	19	DKR-1/4"-90°-DN 10		
06	1/4"	3/8"-19	29,0	26,0	4,0	19	DKR-3/8"-90°-DN 06		
08	5/16"	3/8"-19	33,0	34,0	5,5	19	DKR-3/8"-90°-DN 08		
10	3/8"	3/8"-19	33,0	34,0	7,0	19	DKR-3/8"-90°-DN 10		
12	1/2"	3/8"-19	44,0	47,5	9,0	22	DKR-3/8"-90°-DN 12		
06	1/4"	1/2"-14	42,0	37,0	4,0	27	DKR-1/2"-90°-DN 06		
10	3/8"	1/2"-14	44,0	42,5	7,0	27	DKR-1/2"-90°-DN 10		
12	1/2"	1/2"-14	44,0	42,5	9,5	27	DKR-1/2"-90°-DN 12		
16	5/8"	1/2"-14	58,0	53,0	12,5	27	DKR-1/2"-90°-DN 16		
12	1/2"	5/8"-14	44,0	50,5	9,5	27	DKR-5/8"-90°-DN 12		
16	5/8"	5/8"-14	55,0	54,0	12,5	27	DKR-5/8"-90°-DN 16		
12	1/2"	3/4"-14	47,5	43,0	9,5	32	DKR-3/4"-90°-DN 12		
16	5/8"	3/4"-14	56,0	54,0	12,5	32	DKR-3/4"-90°-DN 16		
19	3/4"	3/4"-14	61,0	54,0	14,5	32	DKR-3/4"-90°-DN 19		
19	3/4"	1"-11	78,0	69,0	14,5	41	DKR-1"-90°-DN 19		
25	1"	1"-11	78,0	69,0	20,0	41	DKR-1"-90°-DN 25		
25	1"	1 1/4"-11	82,0	81,0	20,0	50	DKR-1 1/4"-90°-DN 25		
31	1 1/4"	1 1/4"-11	87,0	81,0	25,0	50	DKR-1 1/4"-90°-DN 31		
31	1 1/4"	1 1/2"-11	125,0	103,0	25,0	55	DKR-1 1/2"-90°-DN 31		
38	1 1/2"	1 1/2"-11	104,0	102,0	31,0	55	DKR-1 1/2"-90°-DN 38		
51	2"	2"-11	142,0	130,0	40,0	70	DKR-2"-90°-DN 51		

60°- DICHTKEGEL

60°- CONE

Mit BSP Überwurfmutter
Für Gegenanschluss mit 60°-Konus
DKR - 45°-Bogen

With BSP Union Nut
To Interface with 60°-Cone
DKR - 45°-Elbow

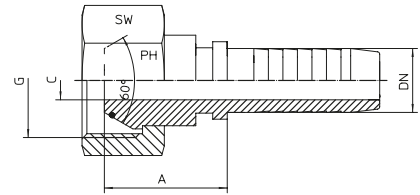


Schlauch Hose	DN Bore	Gewinde Thread	Ca. Maße Approx. Dimensions				Bemerkungen Notes	Bestellzeichen Order-Code	Brutto-Preis Gross-Price
DN	in.	G	A	B	C	SW		Euro (€)	
05	3/16"	1/8"-28	37,0	16,0	3,0	14	DKR-1/8"-45°-DN 05		
06	1/4"	1/8"-28	39,0	16,0	4,0	14	DKR-1/8"-45°-DN 06		
05	3/16"	1/4"-19	36,5	15,0	3,0	17	DKR-1/4"-45°-DN 05		
06	1/4"	1/4"-19	36,5	15,0	4,0	17	DKR-1/4"-45°-DN 06		
08	5/16"	1/4"-19	47,0	20,0	5,5	19	DKR-1/4"-45°-DN 08		
10	3/8"	1/4"-19	44,0	22,5	6,0	19	DKR-1/4"-45°-DN 10		
06	1/4"	3/8"-19	34,0	16,0	4,0	19	DKR-3/8"-45°-DN 06		
08	5/16"	3/8"-19	40,0	15,0	5,5	19	DKR-3/8"-45°-DN 08		
10	3/8"	3/8"-19	40,0	15,0	7,0	19	DKR-3/8"-45°-DN 10		
12	1/2"	3/8"-19	58,5	25,5	9,5	22	DKR-3/8"-45°-DN 12		
06	1/4"	1/2"-14			4,0	27	DKR-1/2"-45°-DN 06	*	
10	3/8"	1/2"-14	54,0	20,5	7,0	27	DKR-1/2"-45°-DN 10		
12	1/2"	1/2"-14	54,0	20,5	9,5	27	DKR-1/2"-45°-DN 12		
16	5/8"	1/2"-14	64,0	27,0	12,5	27	DKR-1/2"-45°-DN 16		
12	1/2"	5/8"-14	64,5	29,0	9,5	27	DKR-5/8"-45°-DN 12		
16	5/8"	5/8"-14	68,0	28,0	12,5	27	DKR-5/8"-45°-DN 16		
12	1/2"	3/4"-14	60,0	23,0	9,0	32	DKR-3/4"-45°-DN 12		
16	5/8"	3/4"-14	63,5	28,0	12,5	32	DKR-3/4"-45°-DN 16		
19	3/4"	3/4"-14	70,0	30,0	14,5	32	DKR-3/4"-45°-DN 19		
19	3/4"	1"-11	77,0	26,0	14,5	41	DKR-1"-45°-DN 19		
25	1"	1"-11	95,0	39,5	20,0	41	DKR-1"-45°-DN 25		
25	1"	1 1/4"-11	94,0	40,0	20,0	50	DKR-1 1/4"-45°-DN 25		
31	1 1/4"	1 1/4"-11	100,0	40,0	25,0	50	DKR-1 1/4"-45°-DN 31		
31	1 1/4"	1 1/2"-11	145,0	53,0	25,0	55	DKR-1 1/2"-45°-DN 31		
38	1 1/2"	1 1/2"-11	115,0	55,0	31,0	55	DKR-1 1/2"-45°-DN 38		
51	2"	2"-11	149,0	57,0	40,0	70	DKR-2"-45°-DN 51		

*Preis auf Anfrage/*Price on request

Mit BSP Überwurfmutter
Für Gegenanschluss mit 60°-Konus
DKOR - Gerade
O-Ring = NBR
Auf Anfrage = FPM

With BSP Union Nut
To Interface with 60°-Cone
DKOR - Straight
O-Ring = NBR
On Request = FPM



Schlauch Hose	DN Bore	Gewinde Thread	Ca. Maße Approx. Dimensions			O-Ring O-ring	Bestellzeichen Order-Code	Brutto-Preis Gross-Price
DN	in.	G	A	C	SW		Order-Code	Euro (€)
06	1/4"	1/4"-19	15,5	4,0	14	6 x 1,2	DKOR-1/4"-DN 06	
08	5/16"	3/8"-19	20,5	5,5	19	9 x 1,0	DKOR-3/8"-DN 08	
10	3/8"	3/8"-19	20,5	7,0	19	9 x 1,0	DKOR-3/8"-DN 10	
10	3/8"	1/2"-14	21,5	7,0	27	13 x 1,0	DKOR-1/2"-DN 10	
12	1/2"	1/2"-14	23,5	9,5	27	13 x 1,0	DKOR-1/2"-DN 12	
19	3/4"	3/4"-14	26,5	14,5	32	17 x 1,5	DKOR-3/4"-DN 19	
25	1"	1"-11	28,0	20,0	41	22 x 1,0	DKOR-1"-DN 25	
31	1 1/4"	1 1/4"-11	31,0	25,5	50	29 x 1,5	DKOR-1 1/4"-DN 31	
38	1 1/2"	1 1/2"-11	46,0	31,5	55	34 x 1,5	DKOR-1 1/2"-DN 38	
51	2"	2"-11	35,0	43,0	70	48 x 1,5	DKOR-2"-DN 51	
60	2 3/8"	2 1/2"-11	44,0	51,0	85	58 x 2,0	DKOR-2 1/2"-DN 60	
63	2 1/2"	2 1/2"-11	48,5	55,5	85	58 x 2,0	DKOR-2 1/2"-DN 63	*

*Preis auf Anfrage/*Price on request

60°- DICHTKEGEL MIT O-RING

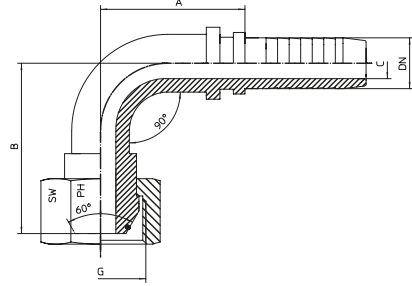
60°- CONE WITH O-RING



EDELSTAHL / STAINLESS STEEL
VERBINDUNGSTECHNIK
FLUID CONNECTORS

Mit BSP Überwurfmutter
Für Gegenanschluss mit 60°-Konus
DKOR - 90°-Bogen
O-Ring = NBR
Auf Anfrage = FPM

With BSP Union Nut
To Interface with 60°-Cone
DKOR - 90°-Elbow
O-Ring = NBR
On Request = FPM



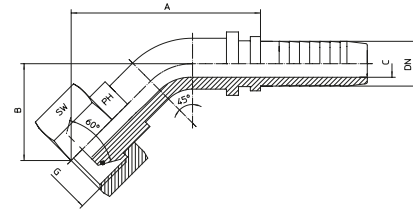
Schlauch Hose	DN Bore	Gewinde Thread	Ca. Maße Approx. Dimensions				O-Ring O-ring	Bestellzeichen Order-Code	Brutto-Preis Gross-Price
DN	in.	G	A	B	C	SW		Euro (€)	
06	1/4"	1/4"-19	28,5	28,0	4,0	17	6 x 1,2	DKOR-1/4"-90°-DN 06	
08	5/16"	3/8"-19	33,0	34,0	5,5	19	9 x 1,0	DKOR-3/8"-90°-DN 08	
10	3/8"	3/8"-19	33,0	34,0	7,0	19	9 x 1,0	DKOR-3/8"-90°-DN 10	
10	3/8"	1/2"-14	44,0	42,5	7,0	27	13 x 1,0	DKOR-1/2"-90°-DN 10	
12	1/2"	1/2"-14	44,0	42,5	9,5	27	13 x 1,0	DKOR-1/2"-90°-DN 12	
19	3/4"	3/4"-14	61,0	54,0	14,5	32	17 x 1,5	DKOR-3/4"-90°-DN 19	
25	1"	1"-11	78,0	69,0	20,0	41	22 x 1,0	DKOR-1"-90°-DN 25	
31	1 1/4"	1 1/4"-11	87,0	81,0	25,0	50	29 x 1,5	DKOR-1 1/4"-90°-DN 31	
38	1 1/2"	1 1/2"-11	104,0	102,0	31,0	55	34 x 1,5	DKOR-1 1/2"-90°-DN 38	
38	1 1/2"	2"-11	120,0	120,0	31,0	70	48 x 1,5	DKOR-2"-90°-DN 38	
51	2"	2"-11	142,0	130,0	40,0	70	48 x 1,5	DKOR-2"-90°-DN 51	
60	2 3/8"	2 1/2"-11					58 x 2,0	DKOR-2 1/2"-90°-DN 60	*
63	2 1/2"	2 1/2"-11					58 x 2,0	DKOR-2 1/2"-90°-DN 63	*

*Preis auf Anfrage/*Price on request



Mit BSP Überwurfmutter
Für Gegenanschluss mit 60°-Konus
DKOR - 45°-Bogen
O-Ring = NBR
Auf Anfrage = FPM

With BSP Union Nut
To Interface with 60°-Cone
DKOR - 45°-Elbow
O-Ring = NBR
On Request = FPM



Schlauch Hose	DN Bore	Gewinde Thread	Ca. Maße Approx. Dimensions				O-Ring O-ring	Bestellzeichen Order-Code	Brutto-Preis Gross-Price
DN	in.	G	A	B	C	SW		Euro (€)	
06	1/4"	1/4"-19	36,5	15,0	4,0	17	6 x 1,2	DKOR-1/4"-45°-DN 06	
08	5/16"	3/8"-19	40,0	15,0	5,5	19	9 x 1,0	DKOR-3/8"-45°-DN 08	
10	3/8"	3/8"-19	40,0	15,0	7,0	19	9 x 1,0	DKOR-3/8"-45°-DN 10	
10	3/8"	1/2"-14	54,0	20,5	7,0	27	13 x 1,0	DKOR-1/2"-45°-DN 10	
12	1/2"	1/2"-14	54,0	20,5	9,5	27	13 x 1,0	DKOR-1/2"-45°-DN 12	
19	3/4"	3/4"-14	70,0	30,0	14,5	32	17 x 1,5	DKOR-3/4"-45°-DN 19	
25	1"	1"-11	95,0	39,5	20,0	41	22 x 1,0	DKOR-1"-45°-DN 25	
31	1 1/4"	1 1/4"-11	100,0	40,0	25,0	50	29 x 1,5	DKOR-1 1/4"-45°-DN 31	
38	1 1/2"	1 1/2"-11	115,0	55,0	31,0	55	34 x 1,5	DKOR-1 1/2"-45°-DN 38	
38	1 1/2"	2"-11	143,0	60,0	31,0	70	48 x 1,5	DKOR-2"-45°-DN 38	
51	2"	2"-11	149,0	57,0	40,0	70	48 x 1,5	DKOR-2"-45°-DN 51	
60	2 3/8"	2 1/2"-11					58 x 2,0	DKOR-2 1/2"-45°-DN 60	*
63	2 1/2"	2 1/2"-11					58 x 2,0	DKOR-2 1/2"-45°-DN 63	*

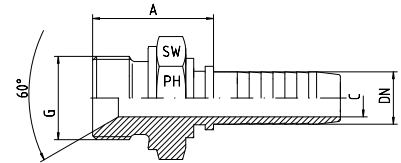
*Preis auf Anfrage/*Price on request

60°- KONUS - AUSSENGEWINDE

60°- MALE - CONE

Mit 60°-Innenkonus und angedrehter Dichtkante
Form B
Gewinde: BSP - Zylindrisch

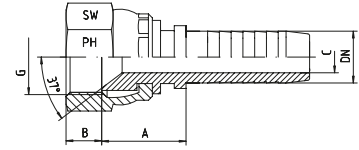
With 60°-Cone and Sealing Shoulder
Form B
Thread: BSP - Parallel



Schlauch Hose	DN Bore	Gewinde Thread	Ca. Maße Approx. Dimensions			Bemerkungen Notes	Bestellzeichen Order-Code	Brutto-Preis Gross-Price
DN	in.	G	A	C	SW			Euro (€)
05	3/16"	1/8"-28	21,5	3,0	14		AGR-1/8"-DN 05	
06	1/4"	1/8"-28	23,5	4,0	14		AGR-1/8"-DN 06	
05	3/16"	1/4"-19	25,0	3,0	19		AGR-1/4"-DN 05	
06	1/4"	1/4"-19	25,5	4,0	19		AGR-1/4"-DN 06	
08	5/16"	1/4"-19	28,0	5,5	19		AGR-1/4"-DN 08	
10	3/8"	1/4"-19	28,0	6,0	19		AGR-1/4"-DN 10	
12	1/2"	1/4"-19	27,0	7,0	19		AGR-1/4"-DN 12	
06	1/4"	3/8"-19	30,5	4,0	22		AGR-3/8"-DN 06	
08	5/16"	3/8"-19	26,5	5,5	22		AGR-3/8"-DN 08	
10	3/8"	3/8"-19	30,0	7,0	22		AGR-3/8"-DN 10	
12	1/2"	3/8"-19	30,5	9,5	22		AGR-3/8"-DN 12	
06	1/4"	1/2"-14	34,5	4,0	27		AGR-1/2"-DN 06	
08	5/16"	1/2"-14	31,5	5,5	27		AGR-1/2"-DN 08	
10	3/8"	1/2"-14	32,0	7,0	27		AGR-1/2"-DN 10	
12	1/2"	1/2"-14	31,0	9,5	27		AGR-1/2"-DN 12	
16	5/8"	1/2"-14	32,0	12,5	27		AGR-1/2"-DN 16	
19	3/4"	1/2"-14	37,5	14,5	27		AGR-1/2"-DN 19	
16	5/8"	5/8"-14	32,5	12,5	30		AGR-5/8"-DN 16	
12	1/2"	3/4"-14	34,5	9,5	32		AGR-3/4"-DN 12	
16	5/8"	3/4"-14	35,0	12,5	32		AGR-3/4"-DN 16	
19	3/4"	3/4"-14	38,0	14,5	32		AGR-3/4"-DN 19	
25	1"	3/4"-14	38,0	19,5	36		AGR-3/4"-DN 25	
19	3/4"	1"-11	41,5	14,5	41		AGR-1"-DN 19	
25	1"	1"-11	42,0	20,0	41		AGR-1"-DN 25	
25	1"	1 1/4"-11	45,0	20,0	50		AGR-1 1/4"-DN 25	
31	1 1/4"	1 1/4"-11	45,0	25,5	50		AGR-1 1/4"-DN 31	
31	1 1/4"	1 1/2"-11	45,0	25,5	55		AGR-1 1/2"-DN 31	
38	1 1/2"	1 1/2"-11	48,0	31,5	55		AGR-1 1/2"-DN 38	
51	2"	2"-11	50,0	41,0	70		AGR-2"-DN 51	

Mit Überwurfmutter
Gerade

With Nut
Straight



Schlauch Hose	DN Bore	Gewinde Thread	Ca. Maße Approx. Dimensions				Bemerkungen Notes	Bestellzeichen Order-Code	Brutto-Preis Gross-Price
DN	in.	G	A	B	C	SW		Euro (€)	
05	3/16"	7/16"-20	16,2	7,5	3,0	17	DKJ-7/16"-DN 05		
06	1/4"	7/16"-20	16,2	7,5	4,0	17	DKJ-7/16"-DN 06		
10	3/8"	7/16"-20	17,5	7,5	7,0	17	DKJ-7/16"-DN 10		
05	3/16"	1/2"-20	16,2	9,5	3,0	17	DKJ-1/2"-DN 05		
06	1/4"	1/2"-20	16,0	9,5	4,0	17	DKJ-1/2"-DN 06		
08	5/16"	1/2"-20	19,0	8,5	5,5	17	DKJ-1/2"-DN 08		
10	3/8"	1/2"-20	17,5	8,5	5,0	17	DKJ-1/2"-DN 10	*	
05	3/16"	9/16"-18	18,0	9,5	3,0	19	DKJ-9/16"-DN 05		
06	1/4"	9/16"-18	18,5	8,5	4,0	19	DKJ-9/16"-DN 06		
08	5/16"	9/16"-18	16,5	10,0	5,5	19	DKJ-9/16"-DN 08		
10	3/8"	9/16"-18	19,0	8,5	7,0	19	DKJ-9/16"-DN 10		
12	1/2"	9/16"-18	18,0	8,5	7,5	19	DKJ-9/16"-DN 12		
06	1/4"	3/4"-16	21,0	10,0	4,0	24	DKJ-3/4"-DN 06		
08	5/16"	3/4"-16	19,0	10,0	5,5	24	DKJ-3/4"-DN 08		
10	3/8"	3/4"-16	19,0	10,0	7,0	24	DKJ-3/4"-DN 10		
12	1/2"	3/4"-16	20,0	10,0	9,5	24	DKJ-3/4"-DN 12		
16	5/8"	3/4"-16	20,0	11,5	9,5	24	DKJ-3/4"-DN 16		
19	3/4"	3/4"-16	23,0	11,0	10,0	24	DKJ-3/4"-DN 19		
10	3/8"	7/8"-14	23,5	12,5	7,0	27	DKJ-7/8"-DN 10		
12	1/2"	7/8"-14	20,0	11,5	9,5	27	DKJ-7/8"-DN 12		
16	5/8"	7/8"-14	21,0	11,5	12,5	27	DKJ-7/8"-DN 16		
19	3/4"	7/8"-14	23,0	12,5	12,5	27	DKJ-7/8"-DN 19		
12	1/2"	1 1/16"-12	22,0	15,0	9,5	32	DKJ-1 1/16"-DN 12		
16	5/8"	1 1/16"-12	24,0	14,0	12,5	32	DKJ-1 1/16"-DN 16		
19	3/4"	1 1/16"-12	22,0	15,0	14,5	32	DKJ-1 1/16"-DN 19		
25	1"	1 1/16"-12	23,0	14,5	20,0	32	DKJ-1 1/16"-DN 25		
16	5/8"	1 5/16"-12	26,5	14,5	12,5	41	DKJ-1 5/16"-DN 16		
19	3/4"	1 5/16"-12	29,5	14,0	14,5	41	DKJ-1 5/16"-DN 19		
25	1"	1 5/16"-12	28,0	14,0	20,0	41	DKJ-1 5/16"-DN 25		
31	1 1/4"	1 5/16"-12	28,0	14,0	19,0	41	DKJ-1 5/16"-DN 31		
25	1"	1 5/8"-12	32,5	15,5	20,0	50	DKJ-1 5/8"-DN 25		
31	1 1/4"	1 5/8"-12	27,5	15,5	25,5	50	DKJ-1 5/8"-DN 31		
31	1 1/4"	1 7/8"-12	31,5	20,0	25,5	55	DKJ-1 7/8"-DN 31		
38	1 1/2"	1 7/8"-12	31,0	18,5	31,5	55	DKJ-1 7/8"-DN 38		
38	1 1/2"	2 1/2"-12	43,0	25,0	31,5	70	DKJ-2 1/2"-DN 38		
51	2"	2 1/2"-12	45,5	25,0	43,0	70	DKJ-2 1/2"-DN 51		

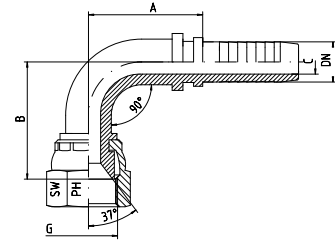
*Preis auf Anfrage/*Price on request

37°- (JIC) - DICHTKONUS

37°- (JIC) - CONE

Mit Überwurfmutter
90°

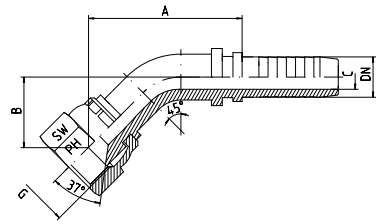
With Nut
90°



Schlauch Hose	DN Bore	Gewinde Thread	Ca. Maße Approx. Dimensions				Bemerkungen Notes	Bestellzeichen Order-Code	Brutto-Preis Gross-Price
DN	in.	G	A	B	C	SW		Euro (€)	
05	3/16"	7/16"-20	29,0	29,0	3,0	17	DKJ-7/16"-90°-DN 05		
06	1/4"	7/16"-20	27,5	31,0	4,0	17	DKJ-7/16"-90°-DN 06		
05	3/16"	1/2"-20	29,0	29,0	3,0	17	DKJ-1/2"-90°-DN 05		
06	1/4"	1/2"-20	27,5	31,0	4,0	17	DKJ-1/2"-90°-DN 06		
08	5/16"	1/2"-20	26,0	32,0	5,5	17	DKJ-1/2"-90°-DN 08		
05	3/16"	9/16"-18	29,0	27,0	3,0	19	DKJ-9/16"-90°-DN 05		
06	1/4"	9/16"-18	27,5	26,0	4,0	19	DKJ-9/16"-90°-DN 06		
08	5/16"	9/16"-18	35,5	36,0	5,5	19	DKJ-9/16"-90°-DN 08		
10	3/8"	9/16"-18	36,0	35,0	7,0	19	DKJ-9/16"-90°-DN 10		
10	3/8"	3/4"-16	36,0	30,5	7,0	22	DKJ-3/4"-90°-DN 10		
12	1/2"	3/4"-16	43,0	45,0	9,5	24	DKJ-3/4"-90°-DN 12		
10	3/8"	7/8"-14	42,5	38,0	7,0	27	DKJ-7/8"-90°-DN 10		
12	1/2"	7/8"-14	43,0	46,5	9,5	27	DKJ-7/8"-90°-DN 12		
16	5/8"	7/8"-14	56,5	55,5	12,5	27	DKJ-7/8"-90°-DN 16		
12	1/2"	1 1/16"-12	45,5	60,5	9,5	32	DKJ-1 1/16"-90°-DN 12		
16	5/8"	1 1/16"-12	58,0	51,5	12,5	32	DKJ-1 1/16"-90°-DN 16		
19	3/4"	1 1/16"-12	58,5	61,5	14,5	32	DKJ-1 1/16"-90°-DN 19		
19	3/4"	1 5/16"-12	68,0	66,0	14,5	41	DKJ-1 5/16"-90°-DN 19		
25	1"	1 5/16"-12	80,0	73,5	20,0	41	DKJ-1 5/16"-90°-DN 25		
25	1"	1 5/8"-12	105,0	94,5	20,0	50	DKJ-1 5/8"-90°-DN 25		
31	1 1/4"	1 5/8"-12	101,0	94,0	25,0	50	DKJ-1 5/8"-90°-DN 31		
31	1 1/4"	1 7/8"-12	127,0	95,0	25,0	55	DKJ-1 7/8"-90°-DN 31		
38	1 1/2"	1 7/8"-12	104,5	103,0	31,5	55	DKJ-1 7/8"-90°-DN 38		
38	1 1/2"	2 1/2"-12	121,0	123,0	31,5	70	DKJ-2 1/2"-90°-DN 38		
51	2"	2 1/2"-12	149,0	150,0	42,0	70	DKJ-2 1/2"-90°-DN 51		

Mit Überwurfmutter
45°

With Nut
45°



Schlauch Hose	DN Bore	Gewinde Thread	Ca. Maße Approx. Dimensions				Bemerkungen Notes	Bestellzeichen Order-Code	Brutto-Preis Gross-Price
DN	in.	G	A	B	C	SW		Euro (€)	
05	3/16"	7/16"-20	38,0	16,5	3,0	17		DKJ-7/16"-45°-DN 05	
06	1/4"	7/16"-20	38,0	16,5	4,0	17		DKJ-7/16"-45°-DN 06	
05	3/16"	1/2"-20			3,0	17		DKJ-1/2"-45°-DN 05	*
06	1/4"	1/2"-20	36,0	15,5	4,0	17		DKJ-1/2"-45°-DN 06	
08	5/16"	1/2"-20	38,5	17,0	5,5	17		DKJ-1/2"-45°-DN 08	
05	3/16"	9/16"-18			3,0	19		DKJ-9/16"-45°-DN 05	*
06	1/4"	9/16"-18	34,5	14,5	4,0	19		DKJ-9/16"-45°-DN 06	
08	5/16"	9/16"-18	44,5	20,0	5,5	19		DKJ-9/16"-45°-DN 08	
10	3/8"	9/16"-18	47,0	20,0	7,0	19		DKJ-9/16"-45°-DN 10	
10	3/8"	3/4"-16	42,0	18,5	7,0	24		DKJ-3/4"-45°-DN 10	
12	1/2"	3/4"-16	57,0	22,5	9,5	24		DKJ-3/4"-45°-DN 12	
10	3/8"	7/8"-14	50,5	20,0	7,0	27		DKJ-7/8"-45°-DN 10	
12	1/2"	7/8"-14	59,0	22,0	9,5	27		DKJ-7/8"-45°-DN 12	
16	5/8"	7/8"-14	66,0	27,0	12,5	27		DKJ-7/8"-45°-DN 16	
12	1/2"	1 1/16"-12	66,0	33,0	9,5	32		DKJ-1 1/16"-45°-DN 12	
16	5/8"	1 1/16"-12	67,0	26,5	12,5	32		DKJ-1 1/16"-45°-DN 16	
19	3/4"	1 1/16"-12	67,5	33,0	14,5	32		DKJ-1 1/16"-45°-DN 19	
19	3/4"	1 5/16"-12	82,0	32,5	14,5	41		DKJ-1 5/16"-45°-DN 19	
25	1"	1 5/16"-12	97,0	38,0	20,0	41		DKJ-1 5/16"-45°-DN 25	
25	1"	1 5/8"-12	123,0	50,5	20,0	50		DKJ-1 5/8"-45°-DN 25	
31	1 1/4"	1 5/8"-12	115,0	50,0	25,0	50		DKJ-1 5/8"-45°-DN 31	
31	1 1/4"	1 7/8"-12	144,0	49,0	25,0	55		DKJ-1 7/8"-45°-DN 31	
38	1 1/2"	1 7/8"-12	115,5	49,0	31,5	55		DKJ-1 7/8"-45°-DN 38	
38	1 1/2"	2 1/2"-12	143,0	64,0	31,5	70		DKJ-2 1/2"-45°-DN 38	
51	2"	2 1/2"-12	170,0	75,0	42,0	70		DKJ-2 1/2"-45°-DN 51	

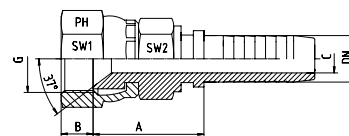
*Preis auf Anfrage/*Price on request

37°- (JIC) - DICHTKONUS

37°- (JIC) - CONE

Mit Überwurfmutter und 37°-Konus-Sitz

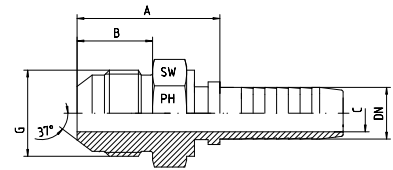
With Nut and 37°-Cone-Seat



Schlauch Hose	DN Bore	Gewinde Thread	Ca. Maße Approx. Dimensions			Bestellzeichen Order-Code			Brutto-Preis Gross-Price
DN	in.	G	A	B	C	SW1	SW2		Euro (€)
06	1/4"	7/16"-20	22,5	7,5	4,0	17	12	DKJ-7/16"-DN 06-HEX	
10	3/8"	9/16"-18	23,5	9,5	7,0	19	17	DKJ-9/16"-DN 10-HEX	
12	1/2"	3/4"-16	26,0	10,5	9,5	24	19	DKJ-3/4"-DN 12-HEX	
16	5/8"	1 1/16"-12	31,0	15,0	12,5	32	27	DKJ-1 1/16"-DN 16-HEX	
19	3/4"	1 1/16"-12	34,0	15,0	14,5	32	27	DKJ-1 1/16"-DN 19-HEX	
25	1"	1 5/16"-12	38,0	14,0	20,0	41	32	DKJ-1 5/16"-DN 25-HEX	
31	1 1/4"	1 5/8"-12	36,0	15,5	25,5	50	41	DKJ-1 5/8"-DN 31-HEX	
38	1 1/2"	1 7/8"-12	42,0	18,5	31,5	55	46	DKJ-1 7/8"-DN 38-HEX	
51	2"	2 1/2"-12	52,0	25,0	43,0	70	65	DKJ-2 1/2"-DN 51-HEX	

Außengewinde

Male Thread



Schlauch Hose	DN Bore	Gewinde Thread	Ca. Maße Approx. Dimensions				Bemerkungen Notes	Bestellzeichen Order-Code	Brutto-Preis Gross-Price
DN	in.	G	A	B	C	SW		Euro (€)	
05	3/16"	7/16"-20	21,0	14,0	3,0	12	AGJ-7/16"-DN 05		
06	1/4"	7/16"-20	27,5	14,0	4,0	14	AGJ-7/16"-DN 06		
05	3/16"	1/2"-20	21,0	14,0	3,0	14	AGJ-1/2"-DN 05		
06	1/4"	1/2"-20	27,5	14,0	4,0	17	AGJ-1/2"-DN 06		
08	5/16"	1/2"-20	27,5	14,0	5,5	17	AGJ-1/2"-DN 08		
05	3/16"	9/16"-18	22,0	14,1	3,0	17	AGJ-9/16"-DN 05		
06	1/4"	9/16"-18	29,5	14,1	4,0	17	AGJ-9/16"-DN 06		
08	5/16"	9/16"-18	29,5	14,1	5,5	17	AGJ-9/16"-DN 08		
10	3/8"	9/16"-18	29,5	14,1	7,0	17	AGJ-9/16"-DN 10		
10	3/8"	3/4"-16	33,0	16,7	7,0	22	AGJ-3/4"-DN 10		
12	1/2"	3/4"-16	31,0	16,7	9,5	22	AGJ-3/4"-DN 12		
10	3/8"	7/8"-14	36,0	19,3	7,0	24	AGJ-7/8"-DN 10		
12	1/2"	7/8"-14	36,5	19,3	9,5	24	AGJ-7/8"-DN 12		
16	5/8"	7/8"-14	37,0	19,3	12,5	24	AGJ-7/8"-DN 16		
12	1/2"	1 1/16"-12	38,5	22,0	9,5	27	AGJ-1 1/16"-DN 12		
16	5/8"	1 1/16"-12	40,0	22,0	12,5	27	AGJ-1 1/16"-DN 16		
19	3/4"	1 1/16"-12	43,0	22,0	14,5	27	AGJ-1 1/16"-DN 19		
19	3/4"	1 5/16"-12	44,0	23,1	14,5	36	AGJ-1 5/16"-DN 19		
25	1"	1 5/16"-12	44,0	23,1	20,0	36	AGJ-1 5/16"-DN 25		
25	1"	1 5/8"-12	50,0	24,4	20,0	46	AGJ-1 5/8"-DN 25		
31	1 1/4"	1 5/8"-12	48,0	24,4	25,5	46	AGJ-1 5/8"-DN 31		
31	1 1/4"	1 7/8"-12	51,0	27,5	25,5	50	AGJ-1 7/8"-DN 31		
38	1 1/2"	1 7/8"-12	53,5	27,5	31,5	50	AGJ-1 7/8"-DN 38		
38	1 1/2"	2 1/2"-12	62,0	33,9	31,5	65	AGJ-2 1/2"-DN 38		
51	2"	2 1/2"-12	63,0	33,9	43,0	65	AGJ-2 1/2"-DN 51		

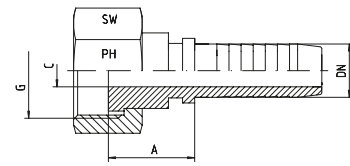
BSP - FLACHDICHTENDE - ARMATUREN

BSP - FLAT - FACE



Mit BSP Überwurfmutter
DRF - Gerade

With BSP Union Nut
DRF - Straight

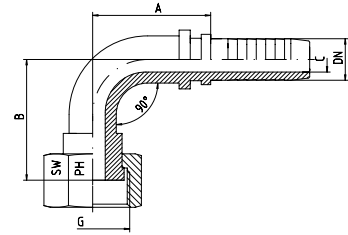


Schlauch Hose	DN Bore	Gewinde Thread	Ca. Maße Approx. Dimensions			Bemerkungen Notes	Bestellzeichen Order-Code	Brutto-Preis Gross-Price
DN	in.	G	A	C	SW		Euro (€)	
06	1/4"	1/8"-28	13,5	4,0	14		DRF-1/8"-DN 06	
05	3/16"	1/8"-28	13,5	3,0	14		DRF-1/8"-DN 05	
05	3/16"	1/4"-19	14,5	3,0	17		DRF-1/4"-DN 05	
06	1/4"	1/4"-19	16,5	4,0	17		DRF-1/4"-DN 06	
10	5/16"	1/4"-19	16,5	5,0	17		DRF-1/4"-DN 08	
10	3/8"	1/4"-19	17,0	4,0	19		DRF-1/4"-DN 10	
06	1/4"	3/8"-19	17,0	4,0	19		DRF-3/8"-DN 06	
08	5/16"	3/8"-19	17,5	5,5	19		DRF-3/8"-DN 08	
10	3/8"	3/8"-19	17,5	7,0	19		DRF-3/8"-DN 10	
12	1/2"	3/8"-19	20,5	8,0	19		DRF-3/8"-DN 12	
06	1/4"	1/2"-14	20,5	4,0	27		DRF-1/2"-DN 06	
08	5/16"	1/2"-14	16,5	5,5	27		DRF-1/2"-DN 08	
10	3/8"	1/2"-14	16,5	7,0	27		DRF-1/2"-DN 10	
12	1/2"	1/2"-14	19,5	9,5	27		DRF-1/2"-DN 12	
16	5/8"	1/2"-14	16,5	11,5	27		DRF-1/2"-DN 16	
19	3/4"	1/2"-14	19,0	11,5	27		DRF-1/2"-DN 19	
12	1/2"	5/8"-14	20,0	9,5	27		DRF-5/8"-DN 12	
16	5/8"	5/8"-14	19,0	12,5	27		DRF-5/8"-DN 16	
12	1/2"	3/4"-14	19,5	9,5	32		DRF-3/4"-DN 12	
16	5/8"	3/4"-14	20,0	12,5	32		DRF-3/4"-DN 16	
19	3/4"	3/4"-14	21,5	14,5	32		DRF-3/4"-DN 19	
25	1"	3/4"-14	20,0	16,5	32		DRF-3/4"-DN 25	
19	3/4"	1"-11	22,0	14,5	41		DRF-1"-DN 19	
25	1"	1"-11	23,5	20,0	41		DRF-1"-DN 25	
19	3/4"	1 1/4"-11		14,5	50		DRF-1 1/4"-DN 19	
25	1"	1 1/4"-11	27,0	20,0	50		DRF-1 1/4"-DN 25	
31	1 1/4"	1 1/4"-11	23,5	25,5	50		DRF-1 1/4"-DN 31	
31	1 1/4"	1 1/2"-11	41,0	25,5	55		DRF-1 1/2"-DN 31	
38	1 1/2"	1 1/2"-11	41,0	31,5	55		DRF-1 1/2"-DN 38	
51	2"	2"-11	28,0	43,0	70		DRF-2"-DN 51	
60	2 3/8"	2 1/2"-11					DRF-2 1/2"-DN 60	*

Preis auf Anfrage/Price on request

Mit BSP Überwurfmutter
DRF - 90°-Bogen

With BSP Union Nut
DRF - 90°-Elbow



Schlauch Hose	DN Bore	Gewinde Thread	Ca. Maße Approx. Dimensions				Bemerkungen Notes	Bestellzeichen Order-Code	Brutto-Preis Gross-Price
DN	in.	G	A	B	C	SW		Euro (€)	
06	1/4"	1/8"-28	31,0	17,0	4,0	14	DRF-1/8"-90°-DN 06		
06	1/4"	1/4"-19	28,5	25,0	4,0	17	DRF-1/4"-90°-DN 06		
08	5/16"	1/4"-19	34,0	36,0	5,5	19	DRF-1/4"-90°-DN 08		
06	1/4"	3/8"-19	30,0	23,5	4,0	19	DRF-3/8"-90°-DN 06		
08	5/16"	3/8"-19	33,0	30,0	5,5	19	DRF-3/8"-90°-DN 08		
10	3/8"	3/8"-19	33,0	30,0	7,0	19	DRF-3/8"-90°-DN 10		
10	3/8"	1/2"-14	41,5	36,0	7,0	27	DRF-1/2"-90°-DN 10		
12	1/2"	1/2"-14	44,0	36,5	9,5	27	DRF-1/2"-90°-DN 12		
12	1/2"	5/8"-14	44,5	47,5	9,5	27	DRF-5/8"-90°-DN 12		
16	5/8"	5/8"-14	54,5	50,0	12,0	27	DRF-5/8"-90°-DN 16		
12	1/2"	3/4"-14	55,0	47,0	9,5	32	DRF-3/4"-90°-DN 12		
16	5/8"	3/4"-14	54,0	20,5	9,5	32	DRF-3/4"-90°-DN 16		
19	3/4"	3/4"-14	61,0	50,0	14,5	32	DRF-3/4"-90°-DN 19		
19	3/4"	1"-11	71,0	51,0	14,5	41	DRF-1"-90°-DN 19		
25	1"	1"-11	78,0	64,5	20,0	41	DRF-1"-90°-DN 25		
25	1"	1 1/4"-11	82,0	76,0	20,0	50	DRF-1 1/4"-90°-DN 25		
31	1 1/4"	1 1/4"-11	87,0	74,5	25,0	50	DRF-1 1/4"-90°-DN 31		
31	1 1/4"	1 1/2"-11	125,0	98,0	25,0	55	DRF-1 1/2"-90°-DN 31		
38	1 1/2"	1 1/2"-11	104,0	95,0	31,0	55	DRF-1 1/2"-90°-DN 38		
51	2"	2"-11	142,0	119,0	40,0	70	DRF-2"-90°-DN 51		

BSP - FLACHDICHTENDE - ARMATUREN

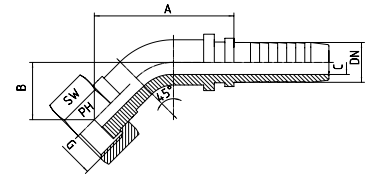
BSP - FLAT - FACE



EDELSTAHL / STAINLESS STEEL
VERBINDUNGSTECHNIK
FLUID CONNECTORS

Mit BSP Überwurfmutter
DRF - 45°-Bogen

With BSP Union Nut
DRF - 45°-Elbow



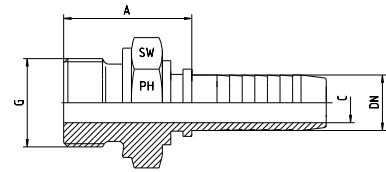
Schlauch Hose	DN Bore	Gewinde Thread	Ca. Maße Approx. Dimensions				Bemerkungen Notes	Bestellzeichen Order-Code	Brutto-Preis Gross-Price
DN	in.	G	A	B	C	SW		Euro (€)	
06	1/4"	1/8"-28	34,0	14,0	4,0	14	DRF-1/8"-45°-DN 06		
06	1/4"	1/4"-19	35,5	12,5	4,0	17	DRF-1/4"-45°-DN 06		
06	1/4"	3/8"-19			4,0	19	DRF-3/8"-45°-DN 06	*	
08	5/16"	1/4"-19			5,5	19	DRF-1/4"-45°-DN 08		
08	5/16"	3/8"-19			5,5	19	DRF-3/8"-45°-DN 08	*	
10	3/8"	3/8"-19	40,0	15,0	7,0	19	DRF-3/8"-45°-DN 10		
10	3/8"	1/2"-14	49,0	21,0	7,0	27	DRF-1/2"-45°-DN 10		
12	1/2"	1/2"-14	52,0	20,5	9,5	27	DRF-1/2"-45°-DN 12		
12	1/2"	5/8"-14			9,5	27	DRF-5/8"-45°-DN 12		
16	5/8"	5/8"-14			12,0	27	DRF-5/8"-45°-DN 16		
12	1/2"	3/4"-14	54,5	22,0	9,5	32	DRF-3/4"-45°-DN 12		
16	5/8"	3/4"-14			9,5	32	DRF-3/4"-45°-DN 16		
19	3/4"	3/4"-14	64,5	27,5	14,5	32	DRF-3/4"-45°-DN 19		
19	3/4"	1"-11			14,5	41	DRF-1"-45°-DN 19		
25	1"	1"-11	91,0	31,5	20,0	41	DRF-1"-45°-DN 25		
25	1"	1 1/4"-11			20,0	50	DRF-1 1/4"-45°-DN 25		
31	1 1/4"	1 1/4"-11	97,0	34,0	25,0	50	DRF-1 1/4"-45°-DN 31		
31	1 1/4"	1 1/2"-11			25,0	55	DRF-1 1/2"-45°-DN 31		
38	1 1/2"	1 1/2"-11	115,0	47,0	31,0	55	DRF-1 1/2"-45°-DN 38		
51	2"	2"-11	142,0	59,0	40,0	70	DRF-2"-45°-DN 51		

*Preis auf Anfrage/*Price on request



Flachdichtend
Mit angedrehter Dichtkante
Form B
Gewinde: BSP - Zylindrisch

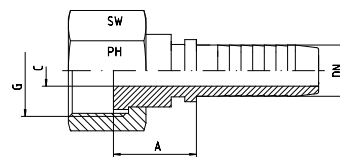
Flat sealing
With Sealing Shoulder
Form B
Thread: BSP - Parallel



Schlauch Hose	DN Bore	Gewinde Thread	Ca. Maße Approx. Dimensions			Bemerkungen Notes	Bestellzeichen Order-Code	Brutto-Preis Gross-Price
DN	in.	G	A	C	SW			Euro (€)
06	1/4"	1/8"-28	23,5	4,0	14		AGF-1/8"-DN 06	
06	1/4"	1/4"-19	25,5	4,0	19		AGF-1/4"-DN 06	
08	5/16"	1/4"-19	28,0	5,5	19		AGF-1/4"-DN 08	
10	3/8"	1/4"-19	28,0	6,0	19		AGF-1/4"-DN 10	
12	1/2"	1/4"-19	27,0	7,0	19		AGF-1/4"-DN 12	
06	1/4"	3/8"-19	30,5	4,0	22		AGF-3/8"-DN 06	
08	5/16"	3/8"-19	26,5	5,5	22		AGF-3/8"-DN 08	
10	3/8"	3/8"-19	30,0	7,0	22		AGF-3/8"-DN 10	
12	1/2"	3/8"-19	32,0	9,5	22		AGF-3/8"-DN 12	
10	1/2"	1/2"-14	32,0	7,0	27		AGF-1/2"-DN 10	
12	1/2"	1/2"-14	31,0	9,5	27		AGF-1/2"-DN 12	
16	5/8"	1/2"-14	32,0	12,5	27		AGF-1/2"-DN 16	
16	5/8"	5/8"-14	32,0	12,5	30		AGF-5/8"-DN 16	
12	1/2"	3/4"-14	34,5	9,5	32		AGF-3/4"-DN 12	
16	5/8"	3/4"-14	35,0	12,5	32		AGF-3/4"-DN 16	
19	3/4"	3/4"-14	38,0	14,5	32		AGF-3/4"-DN 19	
19	3/4"	1"-11	41,5	14,5	41		AGF-1"-DN 19	
25	1"	1"-11	42,0	20,0	41		AGF-1"-DN 25	
25	1"	1 1/4"-11	45,0	20,0	50		AGF-1 1/4"-DN 25	
31	1 1/4"	1 1/4"-11	45,0	25,5	50		AGF-1 1/4"-DN 31	
31	1 1/4"	1 1/2"-11	45,0	25,5	55		AGF-1 1/2"-DN 31	
38	1 1/2"	1 1/2"-11	48,0	31,5	55		AGF-1 1/2"-DN 38	
51	2"	2"-11	50,0	43,0	70		AGF-2"-DN 51	

FORFS - Gerade
Flachdichtend mit Überwurfmutter - ORFS

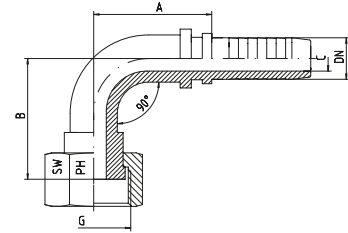
FORFS - Straight
Flat sealing with Nut - ORFS



Schlauch Hose	DN Bore	Gewinde Thread	Ca. Maße Approx. Dimensions			Bemerkungen Notes	Bestellzeichen Order-Code	Brutto-Preis Gross-Price
DN	in.	G	A	C	SW		Euro (€)	
06	1/4"	9/16"-18	27,0	4,0	19		FORFS-9/16"-DN 06	
06	1/4"	11/16"-16	27,0	4,0	22		FORFS-11/16"-DN 06	
08	5/16"	11/16"-16	29,5	5,5	22		FORFS-11/16"-DN 08	
10	3/8"	11/16"-16	29,5	7,0	22		FORFS-11/16"-DN 10	
10	3/8"	13/16"-16	29,5	7,0	24		FORFS-13/16"-DN 10	
12	1/2"	13/16"-16	29,5	9,5	24		FORFS-13/16"-DN 12	
12	1/2"	1"-14	34,5	9,5	30		FORFS-1"-DN 12	
16	5/8"	1"-14	34,0	12,5	30		FORFS-1"-DN 16	
19	3/4"	1"-14	36,0	11,5	30		FORFS-1"-DN 19	
12	1/2"	1. 3/16"-12	35,0	9,5	36		FORFS-1. 3/16"-DN 12	
16	5/8"	1. 3/16"-12	33,0	12,5	36		FORFS-1. 3/16"-DN 16	
19	3/4"	1. 3/16"-12	37,0	14,5	36		FORFS-1. 3/16"-DN 19	
19	3/4"	1. 7/16"-23	40,0	14,5	41		FORFS-1. 7/16"-DN 19	
25	1"	1. 7/16"-12	39,5	20,0	41		FORFS-1. 7/16"-DN 25	
31	1 1/4"	1. 11/16"-12	38,0	25,5	50		FORFS-1. 11/16"-DN 31	
38	1 1/2"	2"-12	39,0	31,5	60		FORFS-2"-DN 38	

Flachdichtend mit Überwurfmutter - ORFS
FORFS - 90°-Bogen

Flat sealing with Nut - ORFS
FORFS - 90°-Elbow

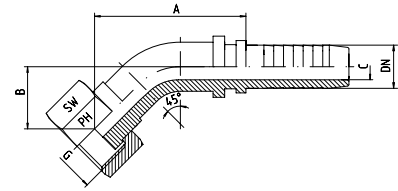


Schlauch Hose	DN Bore	Gewinde Thread	Ca. Maße Approx. Dimensions				Bemerkungen Notes	Bestellzeichen Order-Code	Brutto-Preis Gross-Price
DN	in.	G	A	B	C	SW		Euro (€)	
06	1/4"	9/16"-18	30,0	28,0	4,0	19	FORFS-9/16"-90°-DN 06		
06	1/4"	11/16"-16	30,0	30,0	4,0	22	FORFS-11/16"-90°-DN 06		
08	5/16"	11/16"-16				22	FORFS-11/16"-90°-DN 08		
10	3/8"	11/16"-16	35,0	31,0	7,0	22	FORFS-11/16"-90°-DN 10		
10	3/8"	13/16"-16	42,0	36,0	7,0	24	FORFS-13/16"-90°-DN 10		
12	1/2"	13/16"-16	44,0	36,5	9,5	24	FORFS-13/16"-90°-DN 12		
12	1/2"	1"-14	46,0	48,5	9,5	30	FORFS-1"-90°-DN 12		
16	5/8"	1"-14	56,0	49,0	12,5	30	FORFS-1"-90°-DN 16		
19	3/4"	1"-14	60,0	59,0	14,5	30	FORFS-1"-90°-DN 19		
12	1/2"	1. 3/16"-12				36	FORFS-1. 3/16"-90°-DN 12	*	
16	5/8"	1. 3/16"-12				36	FORFS-1. 3/16"-90°-DN 16	*	
19	3/4"	1. 3/16"-12	74,0	52,5	14,5	36	FORFS-1. 3/16"-90°-DN 19		
19	3/4"	1. 7/16"-23				41	FORFS-1. 7/16"-90°-DN 19		
25	1"	1. 7/16"-12	83,5	66,0	20,0	41	FORFS-1. 7/16"-90°-DN 25		
31	1 1/4"	1. 11/16"-12	86,5	79,0	25,0	50	FORFS-1. 11/16"-90°-DN 31		
38	1 1/2"	2"-12	104,0	97,0	31,0	60	FORFS-2"-90°-DN 38		

Preis auf Anfrage/Price on request

Flachdichtend mit Überwurfmutter - ORFS
FORFS - 45°-Bogen

Flat sealing with Nut - ORFS
FORFS - 45°-Elbow



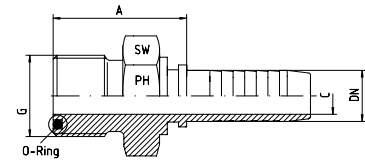
Schlauch Hose	DN Bore	Gewinde Thread	Ca. Maße Approx. Dimensions				Bemerkungen Notes	Bestellzeichen Order-Code	Brutto-Preis Gross-Price
			DN	in.	G	A			
06	1/4"	9/16"-18	38,0	15,5	4,0	19		FORFS-9/16"-45°-DN 06	
06	1/4"	11/16"-16				22		FORFS-11/16"-45°-DN 06	
08	5/16"	11/16"-16				22		FORFS-11/16"-45°-DN 08	
10	3/8"	11/16"-16	40,5	15,0	7,0	22		FORFS-11/16"-45°-DN 10	
10	3/8"	13/16"-16	49,0	19,5	7,0	24		FORFS-13/16"-45°-DN 10	
12	1/2"	13/16"-16	52,5	17,5	9,5	24		FORFS-13/16"-45°-DN 12	
12	1/2"	1"-14				30		FORFS-1"-45°-DN 12	*
16	5/8"	1"-14	59,0	24,0	12,5	30		FORFS-1"-45°-DN 16	
19	3/4"	1"-14	66,0	29,0	14,5	30		FORFS-1"-45°-DN 19	
12	1/2"	1. 3/16"-12				36		FORFS-1. 3/16"-45°-DN 12	*
16	5/8"	1. 3/16"-12				36		FORFS-1. 3/16"-45°-DN 16	*
19	3/4"	1. 3/16"-12	76,5	25,5	14,5	36		FORFS-1. 3/16"-45°-DN 19	
19	3/4"	1. 7/16"-12				41		FORFS-1. 7/16"-45°-DN 19	*
25	1"	1. 7/16"-12	91,0	32,0	20,0	41		FORFS-1. 7/16"-45°-DN 25	
31	1 1/4"	1. 11/16"-12	95,5	44,0	25,0	50		FORFS-1. 11/16"-45°-DN 31	
38	1 1/2"	2"-12	108,0	42,0	31,0	60		FORFS-2"-45°-DN 38	

Preis auf Anfrage/Price on request



Aussengewinde Flachdichtend - ORFS
O-Ring Dichtung = NBR

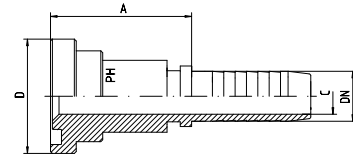
Flat-Face - ORFS
O-ring = NBR



Schlauch Hose	DN Bore	Gewinde Thread	Ca. Maße Approx. Dimensions			O-Ring O-ring	Bemerkungen Notes	Bestellzeichen Order-Code	Brutto-Preis Gross-Price
DN	in.	G	A	C	SW			Euro (€)	
06	1/4"	9/16"-18	24,0	4,0	17	7,65 x 1,78	MORFS-9/16"-DN 06		
10	3/8"	11/16"-16	26,0	6,5	19	9,25 x 1,78	MORFS-11/16"-DN 10		
12	1/2"	13/16"-16	28,0	9,5	22	12,42 x 1,78	MORFS-13/16"-DN 12		
16	5/8"	1"-14	34,5	12,5	27	15,60 x 1,78	MORFS-1"-DN 16		
19	3/4"	1. 3/16"-12	38,0	14,5	32	18,77 x 1,78	MORFS-1. 3/16"-DN 19		
25	1"	1. 7/16"-12	39,7	20,0	41	23,52 x 1,78	MORFS-1. 7/16"-DN 25		
31	1 1/4"	1. 11/16"-12	42,5	25,5	46	29,87 x 1,78	MORFS-1. 11/16"-DN 31		
38	1 1/2"	2"-12	46,5	31,5	55	37,82 x 1,78	MORFS-2"-DN 38		

SAE J 518 / ISO 6162
SFL 3 = 3.000 P.S.I. - Gerade
SFS 6 = 6.000 P.S.I. - Gerade

SAE J 518 / ISO 6162
SFL 3 = 3.000 P.S.I. - Straight
SFS 6 = 6.000 P.S.I. - Straight



Reihe / Series 3.000 P.S.I.

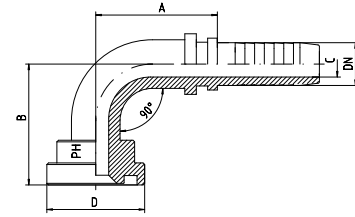
Schlauch Hose	DN Bore	Flanschgröße Flange Dimensions		Ca. Maße Approx. Dimensions		Bemerkungen Notes	Bestellzeichen Order-Code	Brutto-Preis Gross-Price
DN	in.	D	in.	A	C			Euro (€)
12	1/2"	30,2	1/2"	37,5	9,5		SFL3-1/2"-DN 12	
16	5/8"	30,2	1/2"	39,0	12,5		SFL3-1/2"-DN 16	
12	1/2"	38,1	3/4"	40,0	9,5		SFL3-3/4"-DN 12	
16	5/8"	38,1	3/4"	46,5	12,5		SFL3-3/4"-DN 16	
19	3/4"	38,1	3/4"	46,5	14,5		SFL3-3/4"-DN 19	
19	3/4"	44,5	1"	46,5	14,5		SFL3-1"-DN 19	
25	1"	44,5	1"	38,0	20,0		SFL3-1"-DN 25	
25	1"	50,8	1 1/4"	49,0	20,0		SFL3-1 1/4"-DN 25	
31	1 1/4"	50,8	1 1/4"	54,0	25,5		SFL3-1 1/4"-DN 31	
31	1 1/4"	60,3	1 1/2"	50,0	25,5		SFL3-1 1/2"-DN 31	
38	1 1/2"	60,3	1 1/2"	60,0	31,5		SFL3-1 1/2"-DN 38	
38	1 1/2"	71,4	2"	62,0	31,5		SFL3-2"-DN 38	
51	2"	71,4	2"	48,0	43,0		SFL3-2"-DN 51	
60	2 3/8"	84,1	2 1/2"	68,0	51,0		SFL3-2 1/2"-DN 60	
63	2 1/2"	84,1	2 1/2"	68,0	55,5		SFL3-2 1/2"-DN 63	
51	2"	101,5	3"	64,0	43,0		SFL3-3"-DN 51	
76	3"	101,5	3"	87,0	68,5		SFL3-3"-DN 76	
80		101,5	3"	71,0	73,0		SFL3-3"-DN 80	

Reihe / Series 6.000 P.S.I.

Schlauch Hose	DN Bore	Flanschgröße Flange Dimensions		Ca. Maße Approx. Dimensions		Bemerkungen Notes	Bestellzeichen Order-Code	Brutto-Preis Gross-Price
DN	in.	D	in.	A	C			Euro (€)
12	1/2"	31,7	1/2"	39,0	9,5		SFS6-1/2"-DN 12	
16	5/8"	31,7	1/2"	40,0	12,5		SFS6-1/2"-DN 16	
12	1/2"	41,3	3/4"	40,0	9,5		SFS6-3/4"-DN 12	
16	5/8"	41,3	3/4"	41,0	12,5		SFS6-3/4"-DN 16	
19	3/4"	41,3	3/4"	48,0	14,5		SFS6-3/4"-DN 19	
19	3/4"	47,6	1"	65,5	14,5		SFS6-1"-DN 19	
25	1"	47,6	1"	68,0	20,0		SFS6-1"-DN 25	
25	1"	54,0	1 1/4"	50,5	20,0		SFS6-1 1/4"-DN 25	
31	1 1/4"	54,0	1 1/4"	70,0	25,5		SFS6-1 1/4"-DN 31	
31	1 1/4"	63,5	1 1/2"	58,0	25,5		SFS6-1 1/2"-DN 31	
38	1 1/2"	63,5	1 1/2"	68,0	31,5		SFS6-1 1/2"-DN 38	
38	1 1/2"	79,4	2"	76,0	31,5		SFS6-2"-DN 38	
51	2"	79,4	2"	86,0	43,0		SFS6-2"-DN 51	

SAE J 518 / ISO 6162
SFL 3 = 3.000 P.S.I. - 90°
SFS 6 = 6.000 P.S.I. - 90°

SAE J 518 / ISO 6162
SFL 3 = 3.000 P.S.I. - 90°
SFS 6 = 6.000 P.S.I. - 90°



Reihe / Series 3.000 P.S.I.

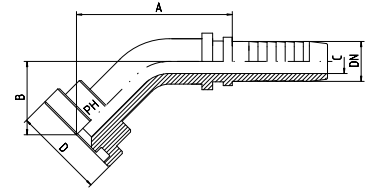
Schlauch Hose	DN Bore	Flanschgröße Flange Dimensions		Ca. Maße Approx. Dimensions			Bemerkungen Notes	Bestellzeichen Order-Code	Brutto-Preis Gross-Price
DN	in.	D	in.	A	B	C			Euro (€)
12	1/2"	30,2	1/2"	45,0	54,0	9,5		SFL3-1/2"-90°-DN 12	
16	5/8"	30,2	1/2"	58,0	58,0	12,0		SFL3-1/2"-90°-DN 16	
12	1/2"	38,1	3/4"	56,0	60,0	9,5		SFL3-3/4"-90°-DN 12	
16	5/8"	38,1	3/4"	74,0	61,0	12,0		SFL3-3/4"-90°-DN 16	
19	3/4"	38,1	3/4"	75,0	68,0	14,5		SFL3-3/4"-90°-DN 19	
19	3/4"	44,5	1"	75,0	73,0	14,5		SFL3-1"-90°-DN 19	
25	1"	44,5	1"	85,0	77,0	20,0		SFL3-1"-90°-DN 25	
25	1"	50,8	1 1/4"	104,0	89,0	20,0		SFL3-1 1/4"-90°-DN 25	
31	1 1/4"	50,8	1 1/4"	102,0	92,0	25,0		SFL3-1 1/4"-90°-DN 31	
38	1 1/2"	50,8	1 1/4"	121,0	101,0	31,0		SFL3-1 1/4"-90°-DN 38	
31	1 1/4"	60,3	1 1/2"	124,0	92,5	25,0		SFL3-1 1/2"-90°-DN 31	
38	1 1/2"	60,3	1 1/2"	118,0	106,0	31,0		SFL3-1 1/2"-90°-DN 38	
38	1 1/2"	71,4	2"	120,0	120,0	31,0		SFL3-2"-90°-DN 38	
51	2"	71,4	2"	146,0	144,0	42,0		SFL3-2"-90°-DN 51	
60	2 3/8"	84,1	2 1/2"					SFL3-2 1/2"-90°-DN 60	
63	2 1/2"	84,1	2 1/2"	213,0	183,0	55,0		SFL3-2 1/2"-90°-DN 63	
76	3"	101,5	3"					SFL3-3"-90°-DN 76	
80		101,5	3"					SFL3-3"-90°-DN 80	

Reihe / Series 6.000 P.S.I.

Schlauch Hose	DN Bore	Flanschgröße Flange Dimensions		Ca. Maße Approx. Dimensions			Bemerkungen Notes	Bestellzeichen Order-Code	Brutto-Preis Gross-Price
DN	in.	D	in.	A	B	C			Euro (€)
12	1/2"	31,7	1/2"	44,0	56,0	9,5		SFS6-1/2"-90°-DN 12	
16	5/8"	31,7	1/2"	59,0	60,0	12,0		SFS6-1/2"-90°-DN 16	
12	1/2"	41,3	3/4"	55,5	62,0	9,5		SFS6-3/4"-90°-DN 12	
16	5/8"	41,3	3/4"	56,0	61,0	12,0		SFS6-3/4"-90°-DN 16	
19	3/4"	41,3	3/4"	75,0	70,0	14,5		SFS6-3/4"-90°-DN 19	
19	3/4"	47,6	1"	77,0	72,0	14,5		SFS6-1"-90°-DN 19	
25	1"	47,6	1"	84,0	78,0	20,0		SFS6-1"-90°-DN 25	
25	1"	54,0	1 1/4"	105,0	91,0	20,0		SFS6-1 1/4"-90°-DN 25	
31	1 1/4"	54,0	1 1/4"	103,0	92,0	25,0		SFS6-1 1/4"-90°-DN 31	
31	1 1/4"	63,5	1 1/2"	124,0	95,0	25,0		SFS6-1 1/2"-90°-DN 31	
38	1 1/2"	63,5	1 1/2"	124,0	104,0	31,0		SFS6-1 1/2"-90°-DN 38	
38	1 1/2"	79,4	2"	120,0	122,0	31,0		SFS6-2"-90°-DN 38	
51	2"	79,4	2"	147,0	139,0	41,0		SFS6-2"-90°-DN 51	

SAE J 518 / ISO 6162
SFL 3 = 3.000 P.S.I. - 45°
SFS 6 = 6.000 P.S.I. - 45°

SAE J 518 / ISO 6162
SFL 3 = 3.000 P.S.I. - 45°
SFS 6 = 6.000 P.S.I. - 45°



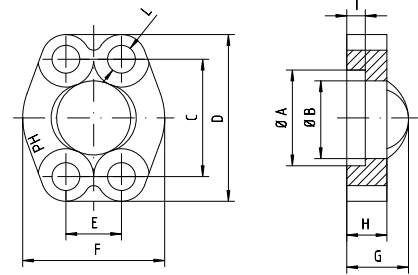
Reihe / Series 3.000 P.S.I.

Schlauch Hose	DN Bore	Flanschgröße Flange Dimensions		Ca. Maße Approx. Dimensions			Bemerkungen Notes	Bestellzeichen Order-Code	Brutto-Preis Gross-Price
DN	in.	D	in.	A	B	C			Euro (€)
12	1/2"	30,2	1/2"	60,0	30,0	9,5		SFL3-1/2"-45°-DN 12	
16	5/8"	30,2	1/2"	90,5	34,0	12,0		SFL3-1/2"-45°-DN 16	
12	1/2"	38,1	3/4"	68,5	30,5	9,5		SFL3-3/4"-45°-DN 12	
16	5/8"	38,1	3/4"	90,5	34,0	12,0		SFL3-3/4"-45°-DN 16	
19	3/4"	38,1	3/4"	85,0	36,0	14,5		SFL3-3/4"-45°-DN 19	
19	3/4"	44,5	1"	91,0	31,0	14,5		SFL3-1"-45°-DN 19	
25	1"	44,5	1"	90,0	39,0	20,0		SFL3-1"-45°-DN 25	
25	1"	50,8	1 1/4"	118,0	43,0	20,0		SFL3-1 1/4"-45°-DN 25	
31	1 1/4"	50,8	1 1/4"	111,0	44,0	25,0		SFL3-1 1/4"-45°-DN 31	
38	1 1/2"	50,8	1 1/4"			31,0		SFL3-1 1/4"-45°-DN 38	*
31	1 1/4"	60,3	1 1/2"	138,0	36,0	25,0		SFL3-1 1/2"-45°-DN 31	
38	1 1/2"	60,3	1 1/2"	134,0	45,0	31,0		SFL3-1 1/2"-45°-DN 38	
38	1 1/2"	71,4	2"	142,0	58,0	31,0		SFL3-2"-45°-DN 38	
51	2"	71,4	2"	162,0	57,0	42,0		SFL3-2"-45°-DN 51	
60	2 3/8"	84,1	2 1/2"					SFL3-2 1/2"-45°-DN 60	
63	2 1/2"	84,1	2 1/2"	223,0	73,5	55,0		SFL3-2 1/2"-45°-DN 63	
76	3"	101,5	3"					SFL3-3"-45°-DN 76	
80		101,5	3"					SFL3-3"-45°-DN 80	

Reihe / Series 6.000 P.S.I.

Schlauch Hose	DN Bore	Flanschgröße Flange Dimensions		Ca. Maße Approx. Dimensions			Bemerkungen Notes	Bestellzeichen Order-Code	Brutto-Preis Gross-Price
DN	in.	D	in.	A	B	C		Euro (€)	
12	1/2"	31,7	1/2"	62,0	32,0	9,5		SFS6-1/2"-45°-DN 12	
16	5/8"	31,7	1/2"	71,0	35,0	12,0		SFS6-1/2"-45°-DN 16	
12	1/2"	41,3	3/4"	71,0	34,0	9,5		SFS6-3/4"-45°-DN 12	
16	5/8"	41,3	3/4"	71,0	32,0	12,0		SFS6-3/4"-45°-DN 16	
19	3/4"	41,3	3/4"	85,0	40,0	14,5		SFS6-3/4"-45°-DN 19	
19	3/4"	47,6	1"	94,0	31,0	14,5		SFS6-1"-45°-DN 19	
25	1"	47,6	1"	92,5	38,5	20,0		SFS6-1"-45°-DN 25	
25	1"	54,0	1 1/4"	119,0	47,5	20,0		SFS6-1 1/4"-45°-DN 25	
31	1 1/4"	54,0	1 1/4"	112,0	47,0	25,0		SFS6-1 1/4"-45°-DN 31	
31	1 1/4"	63,5	1 1/2"	141,5	43,0	25,0		SFS6-1 1/2"-45°-DN 31	
38	1 1/2"	63,5	1 1/2"	134,0	48,0	31,0		SFS6-1 1/2"-45°-DN 38	
38	1 1/2"	79,4	2"	143,0	64,0	31,0		SFS6-2"-45°-DN 38	
51	2"	79,4	2"	165,5	60,0	41,0		SFS6-2"-45°-DN 51	

*Preis auf Anfrage/*Price on request

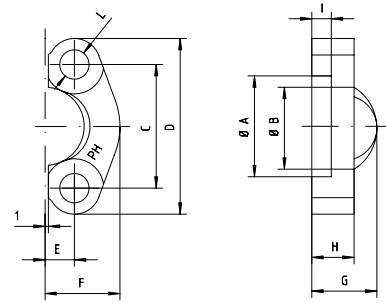


Reihe / Series LOCHBILD / 3000 P.S.I.

Max. Betriebsdruck Max. Working Pressure	SAE Baugröße Nominal Flange Size	Ca. Maße Approx. Dimensions											SAE Baugröße Screws	Schrauben Screws	Bestellzeichen Order-Code	Brutto-Preis Gross-Price
bar	in.	A	B	C	D	E	F	G	H	I	L	metr.	unc.			Euro (€)
345	1/2"	30,96	24,26	38,10	54	17,48	45,6	19,0	13,0	6,22	8,50	M 8 x 25	5/16" x 1 1/4"	VF-3-1/2"		
345	3/4"	38,89	32,13	47,63	65	22,23	51,8	22,0	14,0	6,22	10,50	M 10 x 30	3/8" x 1 1/4"	VF-3-3/4"		
345	1"	45,24	38,48	52,37	70	26,19	58,4	24,0	16,0	7,49	10,50	M 10 x 35	3/8" x 1 1/4"	VF-3-1"		
276	1 1/4"	51,59	43,69	58,72	79	30,18	72,6	22,0	16,0	7,49	12,00	M 10 x 35	7/16" x 1 1/2"	VF-3-1 1/4"		
207	1 1/2"	61,09	50,80	69,85	94	35,71	82,2	25,0	16,0	7,49	13,50	M 12 x 35	1/2" x 1 1/2"	VF-3-1 1/2"		
207	2"	72,24	62,74	77,77	102	42,88	96,4	26,0	16,0	9,02	13,50	M 12 x 35	1/2" x 1 1/2"	VF-3-2"		
172	2 1/2"	84,94	74,93	88,90	114	50,80	108,2	38,0	19,0	9,02	13,50	M 12 x 35	1/2" x 1 1/2"	VF-3-2 1/2"		
138	3"	102,39	90,93	106,38	135	61,93	130,6	41,0	22,0	9,02	16,75	M 16 x 45	5/8" x 2"	VF-3-3"		

Reihe / Series LOCHBILD / 6000 P.S.I.

Max. Betriebsdruck Max. Working Pressure	SAE Baugröße Nominal Flange Size	Ca. Maße Approx. Dimensions											SAE Baugröße Screws	Schrauben Screws	Bestellzeichen Order-Code	Brutto-Preis Gross-Price
bar	in.	A	B	C	D	E	F	G	H	I	L	metr.	unc.			Euro (€)
420	1/2"	32,45	24,64	40,49	56	18,24	47,2	22,0	16,0	7,24	8,50	M 8 x 30	5/16" x 1 1/4"	VF-6-1/2"		
420	3/4"	42,06	32,51	50,80	71	23,80	60,0	28,0	19,0	8,26	10,50	M 10 x 35	3/8" x 1 1/2"	VF-6-3/4"		
420	1"	48,41	38,86	57,15	81	27,76	69,9	33,0	24,0	9,02	12,50	M 12 x 45		VF-6-1"		
420	1 1/4"	54,76	44,45	66,68	95	31,75	77,2	38,0	27,0	9,78	14,50	M 14 x 50		VF-6-1 1/4"		
420	1 1/2"	64,29	51,56	79,38	113	36,50	95,0	43,0	30,0	12,07	16,75	M 16 x 55	5/8" x 2"	VF-6-1 1/2"		
420	2"	80,16	67,56	96,82	133	44,45	113,8	52,0	37,0	12,07	21,00	M 20 x 65	3/4" x 2 1/2"	VF-6-2"		



Reihe / Series LOCHBILD / 3000 P.S.I.

Max. Betriebsdruck Max. Working Pressure	SAE Baugröße Nominal Flange Size	Ca. Maße Approx. Dimensions										SAE Baugröße Screws	Schrauben Screws	Bestellzeichen Order-Code	Brutto-Preis Gross-Price
bar	in.	A	B	C	D	E	F	G	H	I	L	metr.	unc.		Euro (€)
345	1/2"	30,96	24,26	38,10	54,0	8,74	22,8	19	13	6,22	8,50	M 8 x 25	5/16" x 1 1/4"	FLH-3-1/2"	
345	3/4"	38,89	32,13	47,63	65,0	11,13	25,9	22	14	6,22	10,50	M 10 x 30	3/8" x 1 1/4"	FLH-3-3/4"	
345	1"	45,24	38,48	52,37	70,0	13,08	29,2	24	16	7,49	10,50	M 10 x 30	3/8" x 1 1/4"	FLH-3-1"	
276	1 1/4"	51,59	43,69	58,72	79,0	15,09	36,3	22	16	7,49	12,00	M 10 x 35	7/16" x 1 1/2"	FLH-3-1 1/4"	
207	1 1/2"	61,09	50,80	69,85	94,0	17,86	41,1	25	16	7,49	13,50	M 12 x 35	1/2" x 1 1/2"	FLH-3-1 1/2"	
207	2"	72,24	62,74	77,77	102,0	21,44	48,2	26	16	9,02	13,50	M 12 x 35	1/2" x 1 1/2"	FLH-3-2"	
172	2 1/2"	84,94	74,93	88,90	114,0	25,40	54,1	38	19	9,02	13,50	M 12 x 40	1/2" x 1 1/2"	FLH-3-2 1/2"	
138	3"	102,39	90,93	106,38	135,0	30,96	65,3	41	22	9,02	16,75	M 16 x 45	5/8" x 2"	FLH-3-3"	

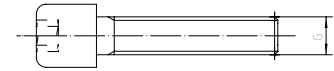
Reihe / Series LOCHBILD / 6000 P.S.I.

Max. Betriebsdruck Max. Working Pressure	SAE Baugröße Nominal Flange Size	Ca. Maße Approx. Dimensions										SAE Baugröße Screws	Schrauben Screws	Bestellzeichen Order-Code	Brutto-Preis Gross-Price
bar	in.	A	B	C	D	E	F	G	H	I	L	metr.	unc.		Euro (€)
420	1/2"	32,45	24,64	40,49	56,0	9,12	23,6	22	16	7,24	8,50	M 8 x 30	5/16" x 1 1/4"	FLH-6-1/2"	
420	3/4"	42,06	32,51	50,80	71,0	11,91	30,0	28	19	8,26	10,50	M 10 x 35	3/8" x 1 1/2"	FLH-6-3/4"	
420	1"	48,41	38,86	57,15	81,0	13,89	34,8	33	24	9,02	12,50	M 12 x 45		FLH-6-1"	
420	1 1/4"	54,76	44,45	66,68	95,0	15,88	38,6	38	27	9,78	14,50	M 14 x 50		FLH-6-1 1/4"	
420	1 1/2"	64,29	51,56	79,38	113,0	18,26	47,5	43	30	12,07	16,75	M 16 x 55	5/8" x 2"	FLH-6-1 1/2"	
420	2"	80,16	67,56	96,82	133,0	22,23	56,9	52	37	12,07	21,00	M 20 x 65	3/4" x 2 1/2"	FLH-6-2"	



Für SAE-Vollflansch & SAE-Flanschhälften
Inklusive Federring

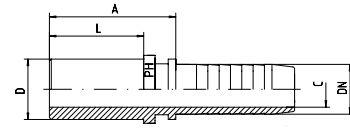
For SAE-Flange Clamps & SAE-Split Flange Halves
Inclusive Snap Ring



Gewinde Thread	Bemerkungen Notes	Bestellzeichen Order-Code	Brutto-Preis Gross-Price
G			Euro (€)
M 8 x 25		MS-8x25	
M 8 x 30		MS-8x30	
M 10 x 30		MS-10x30	
M 10 x 35		MS-10x35	
M 12 x 35		MS-12x35	
M 12 x 40		MS-12x40	
M 12 x 45		MS-12x45	
M 14 x 50		MS-14x50	
M 16 x 45		MS-16x45	
M 16 x 55		MS-16x55	
M 20 x 65		MS-20x65	

Leichte Reihe = BEL - Gerade

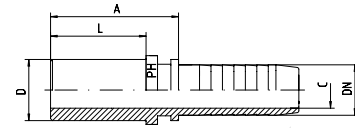
Light Series = BEL - Straight



Schlauch Hose	DN Bore	Rohr A.D. Tube O.D.	Ca. Maße Approx. Dimensions			Bemerkungen Notes	Bestellzeichen Order-Code	Brutto-Preis Gross-Price
DN	in.	D	A	C	L			Euro (€)
05	3/16"	6	26,5	3,0	20,0		BEL-06-DN 05	
06	1/4"	6	28,5	4,0	20,0		BEL-06-DN 06	
05	3/16"	8	28,5	3,0	22,0		BEL-08-DN 05	
06	1/4"	8	31,0	4,0	22,0		BEL-08-DN 06	
08	5/16"	8	31,0	5,0	23,0		BEL-08-DN 08	
08	5/16"	10	31,5	5,5	23,0		BEL-10-DN 08	
10	3/8"	10	34,0	7,0	25,0		BEL-10-DN 10	
10	3/8"	12	34,0	7,0	25,0		BEL-12-DN 10	
12	1/2"	12	34,0	9,0	25,0		BEL-12-DN 12	
10	3/8"	15	36,5	7,0	28,0		BEL-15-DN 10	
12	1/2"	15	33,0	9,5	25,0		BEL-15-DN 12	
12	1/2"	18	32,0	9,5	27,0		BEL-18-DN 12	
16	5/8"	18	35,5	12,5	27,0		BEL-18-DN 16	
16	5/8"	22	36,5	12,5	27,0		BEL-22-DN 16	
19	3/4"	22	38,0	14,5	27,0		BEL-22-DN 19	
25	1"	28	41,5	20,0	30,0		BEL-28-DN 25	
31	1 1/4"	35	47,0	25,5	36,0		BEL-35-DN 31	
38	1 1/2"	42	47,0	31,5	36,0		BEL-42-DN 38	

Schwere Reihe = BES - Gerade

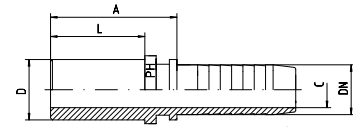
Heavy Series = BES - Straight



Schlauch Hose	DN Bore	Rohr A.D. Tube O.D.	Ca. Maße Approx. Dimensions			Bemerkungen Notes	Bestellzeichen Order-Code	Brutto-Preis Gross-Price
DN	in.	D	A	C	L			Euro (€)
05	3/16"	6	26,5	3,0	20,0		BES-06-DN 05	
06	1/4"	6	28,5	4,0	20,0		BES-06-DN 06	
06	1/4"	8	31,0	4,0	22,0		BES-08-DN 06	
08	5/16"	8	31,0	5,0	23,0		BES-08-DN 08	
06	1/4"	10	33,5	4,0	24,0		BES-10-DN 06	
08	5/16"	10	31,5	5,5	23,0		BES-10-DN 08	
10	3/8"	10	34,0	7,0	25,0		BES-10-DN 10	
06	1/4"	12	35,5	4,0	26,0		BES-12-DN 06	
08	5/16"	12	35,5	5,5	26,0		BES-12-DN 08	
10	3/8"	12	34,0	7,0	25,0		BES-12-DN 10	
12	1/2"	12	34,0	9,0	25,0		BES-12-DN 12	
10	3/8"	14	35,5	7,0	28,0		BES-14-DN 10	
12	1/2"	16	38,5	9,5	30,0		BES-16-DN 12	
12	1/2"	20	42,0	9,5	36,0		BES-20-DN 12	
16	5/8"	20	45,0	12,5	36,0		BES-20-DN 16	
19	3/4"	20	43,0	14,5	31,0		BES-20-DN 19	
19	3/4"	25	51,0	14,5	40,0		BES-25-DN 19	
25	1"	25	46,0	18,0	34,5		BES-25-DN 25	
25	1"	30	56,0	20,0	44,0		BES-30-DN 25	
31	1 1/4"	38	62,0	25,5	50,0		BES-38-DN 31	

Zölliges Rohr - Gerade

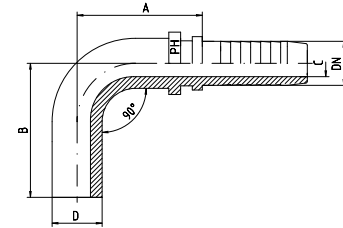
Inch Tube - Straight



Schlauch Hose	DN Bore	Rohr A.D. Tube O.D.	Ca. Maße Approx. Dimensions			Bemerkungen Notes	Bestellzeichen Order-Code	Brutto-Preis Gross-Price
DN	in.	D	A	C	L			Euro (€)
06	1/4"	1/4" = 6,35 mm	31,0	4,0	22,0		BE-1/4"-DN 06	
06	1/4"	3/8" = 9,52 mm	33,5	4,0	24,0		BE-3/8"-DN 06	
10	3/8"	3/8" = 9,52 mm	34,0	7,0	25,0		BE-3/8"-DN 10	
08	5/16"	5/16" = 7,94 mm	31,5	5,5	23,0		BE-5/16"-DN 08	
10	3/8"	1/2" = 12,70 mm	39,0	7,0	30,0		BE-1/2"-DN 10	
12	1/2"	1/2" = 12,70 mm	38,5	9,5	30,0		BE-1/2"-DN 12	
16	5/8"	5/8" = 15,88 mm	45,0	12,5	36,0		BE-5/8"-DN 16	
19	3/4"	3/4" = 19,05 mm	51,0	14,5	40,0		BE-3/4"-DN 19	
25	1"	1" = 25,40 mm	56,0	20,0	44,0		BE-1"-DN 25	
31	1 1/4"	1 1/4" = 31,75 mm	62,0	25,5	50,0		BE-1 1/4"-DN 31	
38	1 1/2"	1 1/2" = 38,10 mm	62,0	31,5	50,0		BE-1 1/2"-DN 38	

Leichte Reihe = BEL - 90°-Bogen
Schwere Reihe = BES - 90°-Bogen

Light Series = BEL - 90°-Elbow
Heavy Series = BES - 90°-Elbow



Reihe / Series BEL

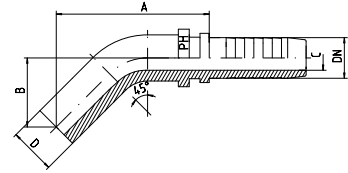
Schlauch Hose	DN Bore	Rohr A.D. Tube O.D.	Ca. Maße Approx. Dimensions			Bemerkungen Notes	Bestellzeichen Order-Code	Brutto-Preis Gross-Price
DN	in.	D	A	B	C			Euro (€)
05	3/16"	6	28,5	36,0	3,0		BEL-06-90°-DN 05	
06	1/4"	6	29,0	35,5	4,0		BEL-06-90°-DN 06	
06	1/4"	8	38,5	37,0	4,0		BEL-08-90°-DN 06	
06	1/4"	10	43,0	40,0	4,0		BEL-10-90°-DN 06	
08	5/16"	10	41,0	41,5	5,5		BEL-10-90°-DN 08	
10	3/8"	10	41,0	41,5	7,0		BEL-10-90°-DN 10	
08	5/16"	12	48,0	45,0	5,5		BEL-12-90°-DN 08	
10	3/8"	12	48,0	45,0	7,0		BEL-12-90°-DN 10	
12	1/2"	12	46,5	45,0	8,0		BEL-12-90°-DN 12	
12	1/2"	15	53,0	49,0	9,5		BEL-15-90°-DN 12	
16	5/8"	18	59,0	65,0	12,5		BEL-18-90°-DN 16	
19	3/4"	22	75,0	75,5	14,5		BEL-22-90°-DN 19	
25	1"	28	85,0	98,0	20,0		BEL-28-90°-DN 25	
31	1 1/4"	35	112,0	127,0	25,5		BEL-35-90°-DN 31	
38	1 1/2"	42	135,0	135,5	31,5		BEL-42-90°-DN 38	

Reihe / Series BES

Schlauch Hose	DN Bore	Rohr A.D. Tube O.D.	Ca. Maße Approx. Dimensions			Bemerkungen Notes	Bestellzeichen Order-Code	Brutto-Preis Gross-Price
DN	in.	D	A	B	C			Euro (€)
5	3/16"	6	28,5	36,0	3,0		BES-06-90°-DN 05	
6	1/4"	6	29,0	35,5	4,0		BES-06-90°-DN 06	
6	1/4"	8	38,5	38,5	4,0		BES-08-90°-DN 06	
6	1/4"	10	43,0	40,0	4,0		BES-10-90°-DN 06	
8	5/16"	10	41,0	41,5	5,5		BES-10-90°-DN 08	
10	3/8"	10	41,0	41,5	7,0		BES-10-90°-DN 10	
08	5/16"	12	48,0	45,0	5,5		BES-12-90°-DN 08	
10	3/8"	12	48,0	45,0	7,0		BES-12-90°-DN 10	
12	1/2"	12	46,5	45,0	8,0		BES-12-90°-DN 12	
10	3/8"	14			7,0		BES-14-90°-DN 10	
12	1/2"	16	60,5	58,5	9,5		BES-16-90°-DN 12	
16	5/8"	20	73,0	66,0	12,5		BES-20-90°-DN 16	
19	3/4"	25	79,0	84,0	14,5		BES-25-90°-DN 19	
25	1"	30			20,0		BES-30-90°-DN 25	
31	1 1/4"	38			25,5		BES-38-90°-DN 31	

Leichte Reihe = BEL - 45°-Bogen
Schwere Reihe = BES - 45°-Bogen

Light Series = BEL - 45°-Elbow
Heavy Series = BES - 45°-Elbow



Reihe / Series BEL

Schlauch Hose	DN Bore	Rohr A.D. Tube O.D.	Ca. Maße Approx. Dimensions			Bemerkungen Notes	Bestellzeichen Order-Code	Brutto-Preis Gross-Price
DN	in.	D	A	B	C		Euro (€)	
05	3/16"	6	50,0	22,0	3,0		BEL-06-45°-DN 05	
06	1/4"	6	51,0	21,0	4,0		BEL-06-45°-DN 06	
06	1/4"	8	60,0	22,0	4,0		BEL-08-45°-DN 06	
06	1/4"	10	65,0	22,5	4,0		BEL-10-45°-DN 06	
08	5/16"	10	64,5	25,0	5,5		BEL-10-45°-DN 08	
10	3/8"	10	64,0	24,5	7,0		BEL-10-45°-DN 10	
08	5/16"	12	59,0	24,0	5,5		BEL-12-45°-DN 08	
10	3/8"	12	59,0	24,5	7,0		BEL-12-45°-DN 10	
12	1/2"	12			9,5		BEL-12-45°-DN 12	*
12	1/2"	15	69,0	27,5	9,5		BEL-15-45°-DN 12	
16	5/8"	18	73,0	34,0	12,5		BEL-18-45°-DN 16	
19	3/4"	22	92,0	41,5	14,5		BEL-22-45°-DN 19	
25	1"	28	108,0	47,0	20,0		BEL-28-45°-DN 25	
31	1 1/4"	35	144,0	68,0	25,5		BEL-35-45°-DN 31	
38	1 1/2"	42	159,0	73,5	31,5		BEL-42-45°-DN 38	

Reihe / Series BES

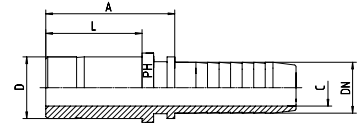
Schlauch Hose	DN Bore	Rohr A.D. Tube O.D.	Ca. Maße Approx. Dimensions			Bemerkungen Notes	Bestellzeichen Order-Code	Brutto-Preis Gross-Price
DN	in.	D	A	B	C		Euro (€)	
05	3/16"	6	50,0	22,0	3,0		BES-06-45°-DN 05	
06	1/4"	6	51,0	21,0	4,0		BES-06-45°-DN 06	
06	1/4"	8	60,0	22,0	4,0		BES-08-45°-DN 06	
06	1/4"	10	65,0	22,5	4,0		BES-10-45°-DN 06	
08	5/16"	10	64,5	25,0	5,5		BES-10-45°-DN 08	
10	3/8"	10	64,5	25,0	7,0		BES-10-45°-DN 10	
08	5/16"	12	59,0	24,0	5,5		BES-12-45°-DN 08	
10	3/8"	12	48,0	45,0	7,0		BES-12-45°-DN 10	
12	1/2"	12			9,5		BES-12-45°-DN 12	*
10	3/8"	14			7,0		BES-14-45°-DN 10	
12	1/2"	16	78,0	32,0	9,5		BES-16-45°-DN 12	
16	5/8"	20	71,5	31,0	12,5		BES-20-45°-DN 16	
19	3/4"	25	96,0	42,0	14,5		BES-25-45°-DN 19	
25	1"	30			20,0		BES-30-45°-DN 25	
31	1 1/4"	38			25,5		BES-38-45°-DN 31	

*Preis auf Anfrage/*Price on request



BE - SL - Gerade

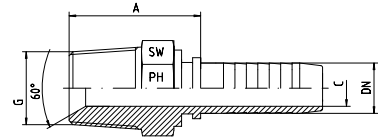
BE - SL - Straight



Schlauch Hose	DN Bore	Rohr A.D. Tube O.D.	Ca. Maße Approx. Dimensions			Bemerkungen Notes	Bestellzeichen Order-Code	Brutto-Preis Gross-Price
DN	in.	D	A	C	L			Euro (€)
06	1/4"	6	28,0	4,0	20,0		BE-06-SL-DN 06	
06	1/4"	8	28,0	4,0	20,0		BE-08-SL-DN 06	
06	1/4"	10	33,5	4,0	25,0		BE-10-SL-DN 06	
06	1/4"	1/4"	30,5	4,0	22,0		BE-1/4"-SL-DN 06	
06	1/4"	3/8"	33,5	4,0	24,0		BE-3/8"-SL-DN 06	
08	5/16"	12	35,0	5,5	25,0		BE-12-SL-DN 08	
08	5/16"	1/2"	35,0	5,5	25,0		BE-1/2"-SL-DN 08	
10	3/8"	10	33,5	7,0	25,0		BE-10-SL-DN 10	
10	3/8"	12	33,5	7,0	25,0		BE-12-SL-DN 10	
10	3/8"	3/8"	33,5	7,0	25,0		BE-3/8"-SL-DN 10	
10	3/8"	1/2"	33,5	7,0	25,0		BE-1/2"-SL-DN 10	
12	1/2"	16	36,5	9,5	27,5		BE-16-SL-DN 12	
12	1/2"	1/2"	38,0	8,0	30,0		BE-1/2"-SL-DN 12	
12	1/2"	5/8"	36,5	9,5	27,5		BE-5/8"-SL-DN 12	
16	5/8"	16	35,0	12,5	27,5		BE-16-SL-DN 16	
16	5/8"	18	35,0	12,5	27,0		BE-18-SL-DN 16	
16	5/8"	3/4"	47,5	19,0	40,0		BE-3/4"-SL-DN 16	
19	3/4"	3/4"	51,0	14,5	40,0		BE-3/4"-SL-DN 19	
25	1"	1"	55,7	20,0	45,0		BE-1"-SL-DN 25	

AGRk = Kegeliges Rohraußengewinde

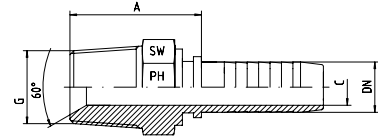
AGRk = BSP - Male - Taper



Schlauch Hose	DN Bore	Gewinde Thread	Ca. Maße Approx. Dimensions			Bemerkungen Notes	Bestellzeichen Order-Code	Brutto-Preis Gross-Price
DN	in.	G	A	C	SW		Euro (€)	
05	3/16"	1/8"-28 keg	19,5	3,0	11		AGRk-1/8"-DN 05	
06	1/4"	1/8"-28 keg	20,0	4,0	14		AGRk-1/8"-DN 06	
05	3/16"	1/4"-19 keg	23,5	3,0	14		AGRk-1/4"-DN 05	
06	1/4"	1/4"-19 keg	28,0	4,0	14		AGRk-1/4"-DN 06	
08	5/16"	1/4"-19 keg	27,0	5,5	14		AGRk-1/4"-DN 08	
10	3/8"	1/4"-19 keg	26,5	7,0	17		AGRk-1/4"-DN 10	
06	1/4"	3/8"-19 keg	25,5	4,0	19		AGRk-3/8"-DN 06	
08	5/16"	3/8"-19 keg	26,5	5,5	19		AGRk-3/8"-DN 08	
10	3/8"	3/8"-19 keg	26,5	7,0	19		AGRk-3/8"-DN 10	
12	1/2"	3/8"-19 keg	27,5	9,5	19		AGRk-3/8"-DN 12	
10	3/8"	1/2"-14 keg	27,5	7,0	22		AGRk-1/2"-DN 10	
12	1/2"	1/2"-14 keg	29,0	9,5	22		AGRk-1/2"-DN 12	
19	3/4"	1/2"-14 keg	34,0	14,5	27		AGRk-1/2"-DN 19	
12	1/2"	3/4"-14 keg	33,5	9,5	27		AGRk-3/4"-DN 12	
16	5/8"	3/4"-14 keg	36,5	12,5	27		AGRk-3/4"-DN 16	
19	3/4"	3/4"-14 keg	38,5	14,5	27		AGRk-3/4"-DN 19	
25	1"	3/4"-14 keg	35,7	14,5	32		AGRk-3/4"-DN 25	
19	3/4"	1"-11 keg	46,5	14,5	36		AGRk-1"-DN 19	
25	1"	1"-11 keg	38,7	20,0	36		AGRk-1"-DN 25	
31	1 1/4"	1 1/4"-11 keg	45,0	25,5	46		AGRk-1 1/4"-DN 31	
38	1 1/2"	1 1/2"-11 keg	50,0	31,5	50		AGRk-1 1/2"-DN 38	
51	2"	2"-11 keg	56,0	43,0	65		AGRk-2"-DN 51	

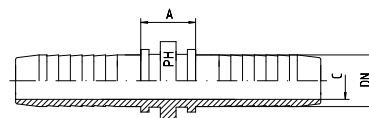
AGN = NPT-Außengewinde

AGN = NPT - Male



Schlauch Hose	DN Bore	Gewinde Thread	Ca. Maße Approx. Dimensions			Bemerkungen Notes	Bestellzeichen Order-Code	Brutto-Preis Gross-Price
DN	in.	G	A	C	SW		Euro (€)	
05	3/16"	1/8"-27 NPT	21,0	3,0	11		AGN-1/8"-DN 05	
06	1/4"	1/8"-27 NPT	23,5	4,0	14		AGN-1/8"-DN 06	
10	3/8"	1/8"-27 NPT	23,5	5,0	17		AGN-1/8"-DN 10	*
05	3/16"	1/4"-18 NPT	26,5	3,0	14		AGN-1/4"-DN 05	
06	1/4"	1/4"-18 NPT	28,0	4,0	14		AGN-1/4"-DN 06	
08	5/16"	1/4"-18 NPT	29,5	5,5	14		AGN-1/4"-DN 08	
10	3/8"	1/4"-18 NPT	29,0	7,0	17		AGN-1/4"-DN 10	
06	1/4"	3/8"-18 NPT	29,0	4,0	19		AGN-3/8"-DN 06	
08	5/16"	3/8"-18 NPT	28,5	5,5	19		AGN-3/8"-DN 08	
10	3/8"	3/8"-18 NPT	29,5	7,0	19		AGN-3/8"-DN 10	
12	1/2"	3/8"-18 NPT	31,5	9,5	19		AGN-3/8"-DN 12	
10	3/8"	1/2"-14 NPT	33,5	7,0	22		AGN-1/2"-DN 10	
12	1/2"	1/2"-14 NPT	34,0	9,5	22		AGN-1/2"-DN 12	
16	5/8"	1/2"-14 NPT	35,5	12,5	24		AGN-1/2"-DN 16	
19	3/4"	1/2"-14 NPT	40,0	14,5	27		AGN-1/2"-DN 19	
12	1/2"	3/4"-14 NPT	35,5	9,5	27		AGN-3/4"-DN 12	
16	5/8"	3/4"-14 NPT	36,5	12,5	27		AGN-3/4"-DN 16	
19	3/4"	3/4"-14 NPT	38,5	14,5	27		AGN-3/4"-DN 19	
25	1"	3/4"-14 NPT	40,0	15,0	32		AGN-3/4"-DN 25	
19	3/4"	1"-11,5 NPT	43,5	14,5	36		AGN-1"-DN 19	
25	1"	1"-11,5 NPT	46,5	20,0	36		AGN-1"-DN 25	
25	1"	1 1/4"-11,5 NPT	46,0	20,0	46		AGN-1 1/4"-DN 25	
31	1 1/4"	1 1/4"-11,5 NPT	48,0	25,5	46		AGN-1 1/4"-DN 31	
31	1 1/4"	1 1/2"-11,5 NPT	44,0	25,5	50		AGN-1 1/2"-DN 31	
38	1 1/2"	1 1/2"-11,5 NPT	54,5	31,5	50		AGN-1 1/2"-DN 38	
51	2"	2"-11,5 NPT	56,0	43,0	65		AGN-2"-DN 51	

Preis auf Anfrage/Price on request

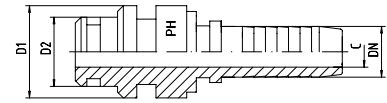


Schlauch Hose	DN Bore	Ca. Maße Approx. Dimensions		Bemerkungen Notes	Bestellzeichen Order-Code	Brutto-Preis Gross-Price
DN	in.	A	C			Euro (€)
06	1/4"	23,0	4,0		DSN-DN 06	
08	5/16"	23,0	5,5		DSN-DN 08	
10	3/8"	19,0	7,0		DSN-DN 10	
12	1/2"	23,0	9,5		DSN-DN 12	
16	5/8"	25,5	12,5		DSN-DN 16	
19	3/4"	31,5	14,5		DSN-DN 19	
25	1"	32,5	20,0		DSN-DN 25	
31	1 1/4"	39,0	25,5		DSN-DN 31	
38	1 1/2"	41,0	31,5		DSN-DN 38	
51	2"	41,0	43,0		DSN-DN 51	

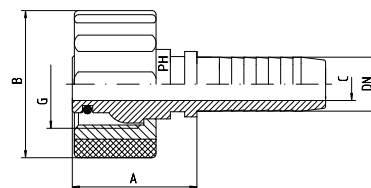


Torsionsfrei

Torsion-free



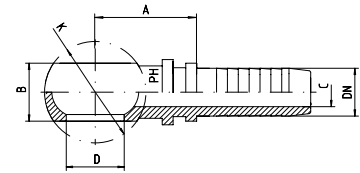
Schlauch Hose	DN Bore	Ca. Maße Approx. Dimensions			Bemerkungen Notes	Bestellzeichen Order-Code	Brutto-Preis Gross-Price
DN	in.	D1	D2	C			Euro (€)
06	1/4"	15,0	10,0	4,0		STN-15-DN 06	
10	3/8"	20,0	14,0	7,0		STN-20-DN 10	
12	1/2"	24,0	18,0	9,5		STN-24-DN 12	
16	5/8"	26,0	21,0	12,5		STN-26-DN 16	
16	5/8"	29,0	24,0	12,5		STN-29-DN 16	
19	3/4"	29,0	24,0	14,5		STN-29-DN 19	
25	1"	39,0	31,0	20,0		STN-39-DN 25	



Schlauch Hose	DN Bore	Gewinde Thread	Ca. Maße Approx. Dimensions			Bemerkungen Notes	Bestellzeichen Order-Code	Brutto-Preis Gross-Price
DN	in.	G	A	B	C		Euro (€)	
06	1/4"	M 22 x 1,5	34,0	35,0	4,0		DKO-KÄ-DN 06	
08	5/16"	M 22 x 1,5	34,0	35,0	5,5		DKO-KÄ-DN 08	
10	3/8"	M 22 x 1,5	34,0	35,0	7,0		DKO-KÄ-DN 10	
12	1/2"	M 22 x 1,5	34,0	35,0	9,5		DKO-KÄ-DN 12	

Metrisch + Zöllig

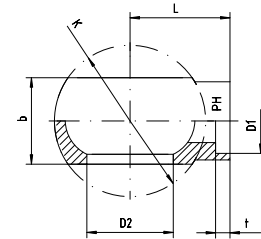
Metric + BSP



Schlauch Hose	DN Bore	Für Hohlschraube For Bolt	Ca. Maße Approx. Dimensions				Bemerkungen Notes	Bestellzeichen Order-Code	Brutto-Preis Gross-Price
DN	in.		A	B	C	D		Euro (€)	
06	1/4"	M 8 x 1	33,5	10,0	4,0	8,1		RGN-08-DN 06	
06	1/4"	M 10 x 1 + G 1/8"	33,0	10,0	4,0	10,1		RGN-10-DN 06	
06	1/4"	M 12 x 1,5	36,0	12,0	4,0	12,1		RGN-12-DN 06	
06	1/4"	M 14 x 1,5	27,5	14,0	4,0	14,1		RGN-14-DN 06	
06	1/4"	G 1/4"	27,5	14,0	4,0	13,3		RGN-1/4"-DN 06	
06	1/4"	M 16 x 1,5 + G 3/8"	35,5	16,0	4,0	16,6		RGN-16-DN 06	
08	5/16"	M 10 x 1 + G 1/8"	33,0	10,0	5,5	10,1		RGN-10-DN 08	
08	5/16"	M 12 x 1,5	36,0	12,0	5,5	12,1		RGN-12-DN 08	
08	5/16"	M 14 x 1,5	27,5	14,0	5,5	14,1		RGN-14-DN 08	
08	5/16"	M 16 x 1,5 + G 3/8"	35,5	16,0	5,5	16,6		RGN-16-DN 08	
10	3/8"	M 14 x 1,5	37,5	14,0	7,0	14,1		RGN-14-DN 10	
10	3/8"	M 16 x 1,5 + G 3/8"	35,5	16,0	7,0	16,6		RGN-16-DN 10	
10	3/8"	M 18 x 1,5	40,5	20,0	7,0	18,1		RGN-18-DN 10	
10	3/8"	G 1/2"	45,5	22,0	7,0	21,2		RGN-1/2"-DN 10	
12	1/2"	G 1/2"	46,5	22,0	9,5	21,2		RGN-1/2"-DN 12	
12	1/2"	M 16 x 1,5 + G 3/8"	36,0	16,0	9,5	16,6		RGN-16-DN 12	
12	1/2"	M 18 x 1,5	38,0	20,0	9,5	18,1		RGN-18-DN 12	
12	1/2"	M 22 x 1,5	47,0	25,0	9,5	22,1		RGN-22-DN 12	
16	5/8"	M 22 x 1,5	47,5	25,0	12,5	22,1		RGN-22-DN 16	
19	3/4"	M 26 x 1,5 + G 3/4"	53,0	30,0	14,5	26,3		RGN-26-DN 19	

DIN 7642
Für Lötung, Form B

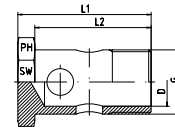

DIN 7642
For Soldering, Form B



Rohr A.D. Tube O.D.	Für Hohl- schraube For Bolt	Ca. Maße Approx. Dimensions				Bemerkungen Notes	Bestellzeichen Order-Code	Brutto-Preis Gross-Price
D1		b	L	t	K		Euro (€)	
6	M 10 x 1 + 1/8"	10,0	16,0	6,0	17,0		RGN-06	
8	M 12 x 1,5	12,0	18,0	6,0	20,0		RGN-08	
10	M 14 x 1,5	14,0	20,0	6,0	24,0		RGN-10	
12	M 16 x 1,5 + 3/8"	16,0	22,0	6,0	28,0		RGN-12	
15	M 18 x 1,5	20,0	24,0	6,0	32,0		RGN-15	
18	M 22 x 1,5	25,0	27,0	6,0	39,0		RGN-18	
22	M 26 x 1,5 + 3/4"	30,0	32,0	8,0	46,0		RGN-22	

Metrisch (DIN 7643) + Zöllig

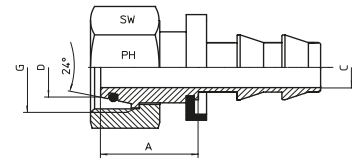
Metric (DIN 7643) + BSP



Gewinde Thread	Ca. Maße Approx. Dimensions				Bemerkungen Notes	Bestellzeichen Order-Code	Brutto-Preis Gross-Price
	G	L1	L2	D			
M 10 x 1	25,0	19,0	5,5	14		HS-M 10x1	
M 12 x 1,5	30,0	24,0	7,0	17		HS-M 12x1,5	
M 14 x 1,5	32,0	26,0	9,0	19		HS-M 14x1,5	
M 16 x 1,5	34,0	28,0	11,0	22		HS-M 16x1,5	
M 18 x 1,5	38,0	32,0	13,0	24		HS-M 18x1,5	
M 22 x 1,5	46,0	39,0	16,0	27		HS-M 22x1,5	
M 26 x 1,5	52,0	45,0	20,0	32		HS-M 26x1,5	
G 1/8"	25,0	19,0	5,5	14		HS-G 1/8"	
G 1/4"	32,0	26,0	8,0	19		HS-G 1/4"	
G 3/8"	34,0	28,0	11,0	22		HS-G 3/8"	
G 1/2"	45,0	38,0	13,0	27		HS-G 1/2"	
G 3/4"	52,0	45,0	20,0	32		HS-G 3/4"	

Einsteck-DKOL-Nippel für Steckschlauch
 Für Gegenanschluss mit 24°-Konus
 und Schneidringverschraubungen
 DIN 2353 / DIN EN ISO 8434-1
 Leichte Reihe = DKOL - Gerade
 O-Ring = NBR
 Auf Anfrage: FPM

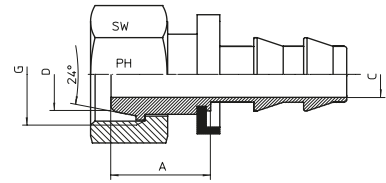
Push-Lock-DKOL-Nipples for Push-on-Hose
 For Fittings with 24°-Cone and Solderless Connectors
 DIN 2353 / DIN EN ISO 8434-1
 Light Series = DKOL - Straight
 O-ring = NBR
 On Request: FPM



Schlauch Hose	DN Bore	Gewinde Thread	Rohr A.D. Tube O.D.	Ca. Maße Approx. Dimensions			Bemerkungen Notes	Bestellzeichen Order-Code	Brutto-Preis Gross-Price
DN	in.	G	D	A	C	SW		Euro (€)	
06	1/4"	M 12 x 1,5	6	18,5	3,7	14		PL-DKOL-06-DN 06	
06	1/4"	M 14 x 1,5	8	20,0	4,0	17		PL-DKOL-08-DN 06	
10	3/8"	M 16 x 1,5	10	22,0	7,0	19		PL-DKOL-10-DN 10	
10	3/8"	M 18 x 1,5	12	26,0	7,0	22		PL-DKOL-12-DN 10	
12	1/2"	M 22 x 1,5	15	22,5	10,0	27		PL-DKOL-15-DN 12	
16	5/8"	M 26 x 1,5	18	22,0	13,5	32		PL-DKOL-18-DN 16	
19	3/4"	M 30 x 2	22	25,0	15,0	36		PL-DKOL-22-DN 19	
25	1"	M 36 x 2	28	26,5	21,0	41		PL-DKOL-28-DN 25	

Einsteck-DKL-Nippel für Steckschlauch
Für Gegenanschluss mit 24°-Konus
und Schneidringverschraubungen
DIN 2353 / DIN EN ISO 8434-1
Leichte Reihe = DKL - Gerade

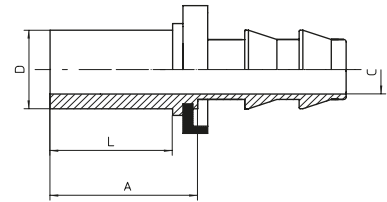
Push-Lock-DKL-Nipples for Push-on-Hose
For Fittings with 24°-Cone and Solderless Connectors
DIN 2353 / DIN EN ISO 8434-1
Light Series = DKL - Straight



Schlauch Hose	DN Bore	Gewinde Thread	Rohr A.D. Tube O.D.	Ca. Maße Approx. Dimensions			Bemerkungen Notes	Bestellzeichen Order-Code	Brutto-Preis Gross-Price
DN	in.	G	D	A	C	SW		Euro (€)	
06	1/4"	M 12 x 1,5	6	18,5	3,7	14	PL-DKL-M 12x1,5-DN 06		
06	1/4"	M 14 x 1,5	8	18,5	4,0	17	PL-DKL-M 14x1,5-DN 06		
06	1/4"	M 16 x 1,5	10	19,5	4,0	19	PL-DKL-M 16x1,5-DN 06		
10	3/8"	M 16 x 1,5	10	14,0	7,0	19	PL-DKL-M 16x1,5-DN 10		
10	3/8"	M 18 x 1,5	12	19,5	7,0	22	PL-DKL-M 18x1,5-DN 10		
12	1/2"	M 22 x 1,5	15	20,0	10,0	27	PL-DKL-M 22x1,5-DN 12		
16	5/8"	M 26 x 1,5	18	18,0	13,5	32	PL-DKL-M 26x1,5-DN 16		
19	3/4"	M 30 x 2	22	22,0	15,0	36	PL-DKL-M 30x2-DN 19		
25	1"	M 36 x 2	28	26,0	21,0	41	PL-DKL-M 36x2-DN 25		

Einsteck-BEL-Nippel für Steckschlauch
 Leichte Reihe = BEL - Gerade

Push-Lock-BEL-Nipples for Push-on-Hose
 Light Series = BEL - Straight

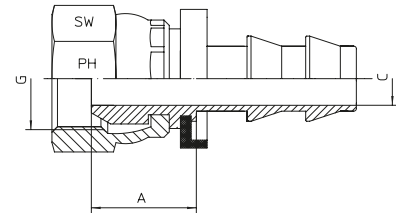


Schlauch Hose	DN Bore	Rohr A.D. Tube O.D.	Ca. Maße Approx. Dimensions			Bemerkungen Notes	Bestellzeichen Order-Code	Brutto-Preis Gross-Price
DN	in.	D	A	C	L			Euro (€)
06	1/4"	6	25,0	4,0	20,0		PL-BEL-06-DN 06	
06	1/4"	8	27,0	4,0	22,0		PL-BEL-08-DN 06	
10	3/8"	10	30,0	7,0	25,0		PL-BEL-10-DN 10	
10	3/8"	12	30,0	7,0	25,0		PL-BEL-12-DN 10	
12	1/2"	15	32,0	10,0	25,0		PL-BEL-15-DN 12	
16	5/8"	18	33,0	13,5	27,0		PL-BEL-18-DN 16	
19	3/4"	22	33,0	15,0	27,0		PL-BEL-22-DN 19	
25	1"	28			30,0		PL-BEL-28-DN 25	



Einsteck-DKR-Nippel für Steckschlauch
Mit BSP Überwurfmutter
Für Gegenanschluss mit 60°-Konus
DKR - Gerade

Push-Lock-DKR-Nipples for Push-on-Hose
With BSP Union Nut
For Connectors with 60°-Cone
DKR - Straight

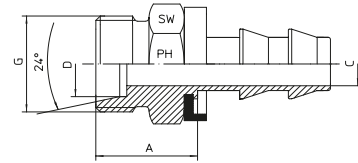


Schlauch Hose	DN Bore	Gewinde Thread	Ca. Maße Approx. Dimensions			Bemerkungen Notes	Bestellzeichen Order-Code	Brutto-Preis Gross-Price
DN	in.	G	A	C	SW			Euro (€)
06	1/4"	1/4"-19	18,5	4,0	17		PL-DKR-1/4"-DN 06	
10	3/8"	3/8"-19	17,0	7,0	19		PL-DKR-3/8"-DN 10	
12	1/2"	1/2"-14	18,5	10,0	27		PL-DKR-1/2"-DN 12	
19	3/4"	3/4"-14	20,5	15,0	32		PL-DKR-3/4"-DN 19	
25	1"	1"-11	20,5	21,0	41		PL-DKR-1"-DN 25	



Einsteck-CEL-Nippel für Steckschlauch
 Mit 24°-Konus für Schneidringverschraubungen
 DIN 2353 / DIN EN ISO 8434-1
 Leichte Reihe = CEL

Push-Lock-CEL-Nipples for Push-on-Hose
 For Compression Couplings
 DIN 2353 / DIN EN ISO 8434-1 with 24°-Cone
 Light Series = CEL

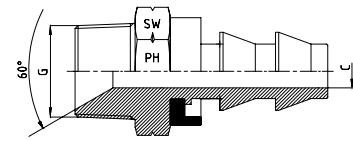


Schlauch Hose	DN Bore	Gewinde Thread	Rohr A.D. Tube O.D.	Ca. Maße Approx. Dimensions			Bemerkungen Notes	Bestellzeichen Order-Code	Brutto-Preis Gross-Price
DN	in.	G	D	A	C	SW		Euro (€)	
06	1/4"	M 12 x 1,5	6			14		PL-CEL-06-DN 06	
06	1/4"	M 14 x 1,5	8			14		PL-CEL-08-DN 06	
10	3/8"	M 16 x 1,5	10			17		PL-CEL-10-DN 10	
10	3/8"	M 18 x 1,5	12			19		PL-CEL-12-DN 10	
12	1/2"	M 22 x 1,5	15	22,5	9,5	24		PL-CEL-15-DN 12	
16	5/8"	M 26 x 1,5	18	22,0	13,0	27		PL-CEL-18-DN 16	
19	3/4"	M 30 x 2	22			30		PL-CEL-22-DN 19	
25	1"	M 36 x 2	28			36		PL-CEL-28-DN 25	



Einsteck-Aussengewinde-Nippel für Steckschlauch
PL-AGN mit 60°-Innenkonus
NPT-Gewinde: ANSI / ASME B1.20.1-1983

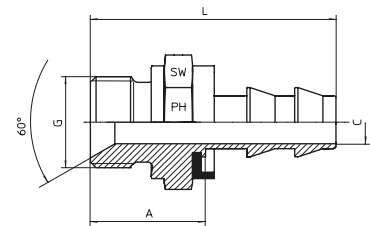
Push-Lock-Male for Push-on-Hose
PL-AGN with 60°-Cone
NPT-Thread: ANSI / ASME B1.20.1-1983



Schlauch Hose	DN Bore	Gewinde Thread	Ca. Maße Approx. Dimensions	Bemerkungen Notes	Bestellzeichen Order-Code	Brutto-Preis Gross-Price
DN	in.	G = NPT	SW			Euro (€)
06	1/4"	1/8"-27	12		PL-AGN-1/8"-DN 06	
06	1/4"	1/4"-18	14		PL-AGN-1/4"-DN 06	
10	3/8"	1/4"-18	14		PL-AGN-1/4"-DN 10	
10	3/8"	3/8"-18	22		PL-AGN-3/8"-DN 10	
12	1/2"	1/2"-14	22		PL-AGN-1/2"-DN 12	
16	5/8"	1/2"-14	22		PL-AGN-1/2"-DN 16	
19	3/4"	3/4"-14	27		PL-AGN-3/4"-DN 19	
25	1"	1"-11,5	36		PL-AGN-1"-DN 25	

Einsteck-Aussengewinde-Nippel für Steckschlauch
 PL-AGR mit 60°-Innenkonus
 und angedrehter Dichtkante
 Form B
 Gewinde: BSP Zylindrisch

Push-Lock-Male for Push-on-Hose
 PL-AGR with 60°-Cone and Seling Shoulder
 Form B
 Thread: BSP-Parallel



Schlauch Hose	DN Bore	Ca. Maße Approx. Dimensions				Bemerkungen Notes	Bestellzeichen Order-Code	Brutto-Preis Gross-Price
		DN	in.	A	C			
06	1/4"	15,5	5,0	34,0	14		PL-AGR-1/8"-DN 06	
06	1/4"	20,0	5,0	38,5	19		PL-AGR-1/4"-DN 06	
10	3/8"	21,0	7,0	45,0	19		PL-AGR-1/4"-DN 10	
10	3/8"	23,5	7,0	47,5	22		PL-AGR-3/8"-DN 10	
12	1/2"	28,5	10,0	58,5	27		PL-AGR-1/2"-DN 12	
16	5/8"	27,5	13,0	63,5	27		PL-AGR-1/2"-DN 16	
19	3/4"	30,0	15,0	70,0	32		PL-AGR-3/4"-DN 19	
25	1"	35,5	21,0	71,5	41		PL-AGR-1"-DN 25	