

Food hose and pharmaceutical hose, medium-heavy and reinforced

Application

- flexible hose/ ducting for abrasive powder, bulk material, granulate and for gases
- food industry, pharmaceutical industry: foodstuff, pharmaceutical
- conveying of dry foods e.g. rice, cereals, sugar, milk powder, powders, coffee, tea, grains, flour, frozen foods
- vacuum conveying equipment, vacuum hopper, suction conveyor, dosing system
- mixer, dryer, packaging machine, bulk-bag (big bag)-charging and discharging, mill
- industrial vacuum cleaners, vacuum cleaners

Properties

- medium-heavy duty
- highly abrasion resistant

- Approved by an independent testing laboratory for the complete hose acc. to EU-Directive 10/2011, EC 1935/2004 and EU 2015/174, food grade polyurethane, complies with: FDA 21 CFR 177.2600 and 178.2010
- Approval acc. to EU-Directive 10/2011 (food simulants A, B, C or E and D2) and EC 1935/2004
- odourless and tasteless
- microbe and hydrolysis resistant
- good resistance to oil, gasoline and chemicals
- very good low temperature flexibility
- manufacturing process acc. GMP EC 2023/2006
- flame-retardant according to: UL94-HB
- conforms to RoHS guideline
- REACH according to --> Technology / Technical Information / REACH

Temperature Range

- 40 °C to 90 °C
- short time to 125 °C

Design

- AIRDUC® profile hose
- spring steel wire firmly embedded in wall
- wall: special premium ether-polyurethane (Pre-PUR®)
- wall thickness 1,0 mm approx.

Delivery variants

- further diameters and lengths available on request
- transparent (standard)
- customer-specific branding

I.D. (in / mm)	outer Ø (mm)	Pressure DIN 26057 (50% Elongation) (bar)	Vacuum DIN 26057 (axially fixed) (bar)	Bending Radius (mm)	Weight (kg/m)	Minimum Quantity (m)	Dimensions in Stock (m)	Production Lengths (m)	Order No.
Standard Version									
1 / 25	32.00	2,715 (5,85)	0,680 (1,00)	23.00	0.20	-	10	5 15 20	351-0025-0000
- / 30	38.00	2,290 (4,92)	0,470 (1,00)	27.00	0.26	-	10	5 15	351-0030-0000
1,25 / 32	40.00	2,155 (4,63)	0,440 (1,00)	28.00	0.28	-	10	5 15 20	351-0032-0000
1,36 / 35	43.00	1,975 (4,25)	0,405 (1,00)	30.00	0.30	-	-	5 10 15	351-0035-0000
1,5 / 38	46.00	1,830 (3,93)	0,370 (1,00)	32.00	0.32	-	10	5 15 20	351-0038-0000
- / 40	48.00	1,740 (3,74)	0,355 (1,00)	33.00	0.34	-	10 15 20	5	351-0040-0000
1,75 / 44-45	53.00	1,555 (3,33)	0,315 (1,00)	36.00	0.38	-	10	5 15	351-0045-0000
2 / 50-51	58.00	1,405 (3,01)	0,285 (1,00)	39.00	0.41	-	10 15 20	5	351-0050-0000
- / 55	63.00	1,280 (2,74)	0,255 (0,98)	42.00	0.45	-	10	5 15 20	351-0055-0000
2,36 / 60	68.00	1,175 (2,52)	0,235 (0,82)	45.00	0.49	-	10 15 20	5	351-0060-0000
2,5 / 63-65	73.00	1,090 (2,33)	0,220 (0,70)	48.00	0.53	-	10	5 15	351-0065-0000
- / 70	79.00	1,010 (2,17)	0,150 (0,84)	52.00	0.59	-	10 15	5	351-0070-0000
3 / 75-76	84.00	0,945 (2,03)	0,140 (0,73)	55.00	0.64	-	10	5 15 20	351-0075-0000
- / 80	89.00	0,890 (1,90)	0,130 (0,64)	58.00	0.68	-	10 15	5	351-0080-0000
3,5 / 89-90	99.00	0,790 (1,69)	0,115 (0,51)	64.00	0.75	-	10	5 15	351-0090-0000
4 / 100-102	109.00	0,715 (1,53)	0,110 (0,66)	70.00	0.97	-	10 15 20	5	351-0100-0000
- / 110	119.00	0,650 (1,39)	0,100 (0,54)	76.00	1.06	-	10	5 15	351-0110-0000
4,5 / 114-115	124.00	0,620 (1,33)	0,095 (0,50)	79.00	1.11	-	10	5 15	351-0115-0000
4,72 / 120	129.00	0,595 (1,28)	0,090 (0,45)	82.00	1.16	-	10	5 15	351-0120-0000
5 / 125-127	134.00	0,575 (1,23)	0,090 (0,42)	85.00	1.20	-	10 15	5	351-0125-0000

Overpressure and underpressure are recommended threshold operating values, products can be subjected to higher loads upon request. The bending radius is measured through the inside of the hose arch. The right to make technical modifications is reserved. All values determined at 20 °C and are approx. data. Additional information at www.norres.com/en/technology/.

I.D.	outer Ø	Pressure DIN 26057 (50% Elongation)	Vacuum DIN 26057 (axially fixed)	Bending Radius	Weight	Minimum Quantity	Dimensions in Stock	Production Lengths	Order No.
(in / mm)	(mm)	(bar)	(bar)	(mm)	(kg/m)	(m)	(m)	(m)	
- / 130	139.00	0,550 (1,18)	0,085 (0,39)	88.00	1.25	-	10	5 15	351-0130-0000
5,5 / 140	149.00	0,510 (1,10)	0,080 (0,33)	94.00	1.34	-	10	5 15	351-0140-0000
6 / 150-152	159.00	0,480 (1,02)	0,065 (0,36)	100.00	1.52	-	5 10 15	20	351-0150-0000
6,3 / 160	169.00	0,450 (0,96)	0,065 (0,32)	106.00	1.61	-	10	5 15	351-0160-0000
- / 170	179.00	0,425 (0,90)	0,060 (0,28)	110.00	1.71	-	-	10	351-0170-0000
- / 175	184.00	0,410 (0,88)	0,060 (0,26)	115.00	1.76	-	-	10	351-0175-0000
7 / 178-180	189.00	0,400 (0,85)	0,055 (0,24)	118.00	1.81	-	10	5 15	351-0180-0000
8 / 200-203	209.00	0,360 (0,77)	0,050 (0,19)	130.00	2.00	-	5 10 15	-	351-0200-0000
- / 225	234.00	0,320 (0,68)	0,040 (0,14)	145.00	2.16	-	10	5	351-0225-0000
- / 250	259.00	0,290 (0,62)	0,035 (0,11)	160.00	2.39	-	5 10	15	351-0250-0000
- / 275	284.00	0,260 (0,56)	0,035 (0,09)	175.00	2.63	-	-	5 10	351-0275-0000
11 / 280	289.00	0,260 (0,55)	0,030 (0,08)	178.00	2.67	-	-	5 10	351-0280-0000
- / 300	309.00	0,240 (0,51)	0,030 (0,07)	190.00	2.86	-	10	5	351-0300-0000
- / 315	324.00	0,230 (0,49)	0,030 (0,06)	199.00	3.00	-	-	5 10	351-0315-0000
- / 325	334.00	0,220 (0,47)	0,030 (0,06)	205.00	3.10	-	10	5	351-0325-0000
- / 350	359.00	0,205 (0,44)	0,025 (0,05)	220.00	3.33	-	10	5	351-0350-0000
- / 375	384.00	0,195 (0,41)	0,025 (0,05)	237.00	3.90	-	-	5 10	351-0375-0000
- / 400	409.00	0,180 (0,39)	0,025 (0,04)	250.00	4.27	-	-	5 10	351-0400-0000
- / 450	459.00	0,160 (0,34)	0,020 (0,03)	283.00	4.80	-	-	5 10	351-0450-0000
- / 500	509.00	0,145 (0,31)	0,020 (0,03)	315.00	5.33	-	-	5 10	351-0500-0000

Accessories



CONNECT 223



CONNECT 245
FOOD




CLAMP 212




CLAMP 213



CLAMP 210 BRIDGE
CLAMP



CONNECT 240 + 241
FOOD



CONNECT 244
FOOD




CONNECT MOULD
ASSEMBLY 233



CONNECT ASEPTIC
FITTING 249



CONNECT TRI-
CLAMP FITTING 245



CONNECT 228



CONNECT DAIRY
FITTING 247



CONNECT 243
FOOD



CONNECT 270-271



CONNECT THREAD
FITTING 234



CONNECT 246
FOOD



CLAMP 212 EC



CLAMP 217

Overpressure and underpressure are recommended threshold operating values, products can be subjected to higher loads upon request. The bending radius is measured through the inside of the hose arch. The right to make technical modifications is reserved. All values determined at 20°C and are approx. data. Additional information at www.norres.com/en/technology/.